



MINUTES

ORDINARY COUNCIL MEETING

17 March 2026

The Ordinary Council Meeting for the Shire of Corrigin held on Tuesday 17 March 2026 in the Council Chambers, 9 Lynch Street, Corrigin commencing at 4.00pm.

Contents

1	DECLARATION OF OPENING.....	3
2	ATTENDANCE/APOLOGIES/LEAVE OF ABSENCE	3
3	DECLARATIONS OF INTEREST	3
4	PUBLIC QUESTION TIME	3
5	MEMORIALS	3
6	PETITIONS/DEPUTATIONS/PRESENTATIONS/SUBMISSIONS	3
7	CONFIRMATION OF MINUTES.....	4
7.1	PREVIOUS COUNCIL MEETING	4
7.1.1	ORDINARY COUNCIL MEETING	4
8	MATTERS REQUIRING A COUNCIL DECISION	5
8.1	CORPORATE AND COMMUNITY SERVICES	5
8.1.1	ACCOUNTS FOR PAYMENT.....	5
8.1.2	MONTHLY FINANCIAL REPORT	7
8.2	GOVERNANCE AND COMPLIANCE	9
8.2.1	CODE OF CONDUCT FOR COUNCIL MEMBERS, COMMITTEE MEMBERS AND CANDIDATES' POLICY UPDATE	9
8.2.2	WALGA CONSULTATION - ELECTION VOTING AND FREQUENCY	11
8.2.3	2025/2026 BUDGET REVIEW.....	14
8.3	WORKS AND SERVICES.....	18
8.3.1	BULLARING ROAD WIDENINGS LAND ACQUISITION	18
9	CHIEF EXECUTIVE OFFICER REPORT.....	23
10	PRESIDENT'S REPORT	23
11	COUNCILLORS' QUESTIONS, REPORTS AND INFORMATION ITEMS	23
12	URGENT BUSINESS APPROVED BY THE PRESIDENT OR DECIDED BY THE COUNCIL	23
13	INFORMATION BULLETIN	23
14	WALGA AND CENTRAL ZONE MOTIONS	23
15	NEXT MEETING.....	23
16	MEETING CLOSURE	23

The President Cr. S Jacobs approved the request from Cr. D Hickey to join the meeting via electronic means (Microsoft Teams). Cr. D Hickey confirmed that he can maintain confidentiality for the meeting.

1 DECLARATION OF OPENING

The President Cr. S Jacobs opened the meeting at 4:03pm and acknowledged the Noongar people as the traditional custodians of the land and paid respects to elders past and present as well as the pioneering families who shaped the Corrigin area into the thriving community we enjoy today.

Councillors, staff and members of the public were advised that the Council meeting was being recorded for future publication.

2 ATTENDANCE/APOLOGIES/LEAVE OF ABSENCE

Shire President
Deputy President

Cr. S L Jacobs
Cr. M R Leach
Cr. D L Hickey (Via Teams)
Cr. M B Dickinson
Cr. H V Talbot
Cr. D L Smith
Cr. W T E Dyer

Chief Executive Officer
Deputy Chief Executive Officer
Executive Support Officer

N A Manton
M T Henry
J M Filinski

2 member/s of the public

APOLOGIES

3 DECLARATIONS OF INTEREST

CEO N Manton declared a proximity interest in item 8.3.1 – Bullaring Road Widenings Land Acquisition as she owns property on the other side of the road reserve to the land parcel which is subject of the agenda item.

4 PUBLIC QUESTION TIME

Mr. Ken Baldwin asked if the Shire could better support Tidy Towns due to low membership.

The President, Cr. S Jacobs confirmed that the Shire does support tidy towns, however membership needs to be driven by the committee.

5 MEMORIALS

The Shire has been notified that Patricia Trengove, Rex Baker, Marlene Richards and Roger George have passed away since the last Council Meeting.

6 PETITIONS/DEPUTATIONS/PRESENTATIONS/SUBMISSIONS

NIL

7 CONFIRMATION OF MINUTES

7.1 PREVIOUS COUNCIL MEETING

7.1.1 ORDINARY COUNCIL MEETING

Minutes of the Shire of Corrigin Ordinary Council meeting held on Tuesday 17 February 2026 (Attachment 7.1.1).

COUNCIL RESOLUTION

8/2026 Moved: Cr. Talbot

Seconded: Cr. Dyer

That the Minutes of the Shire of Corrigin Ordinary Council meeting held on Tuesday 17 February 2026 (Attachment 7.1.1) be confirmed as a true and correct record.

Carried 7/0

For: Cr. Jacobs, Cr. Leach, Cr. Hickey, Cr. Dickinson, Cr. Smith, Cr. Dyer & Cr. Talbot

Against: Nil

8 MATTERS REQUIRING A COUNCIL DECISION

8.1 CORPORATE AND COMMUNITY SERVICES

8.1.1 ACCOUNTS FOR PAYMENT

Applicant:	Shire of Corrigin
Date:	09/03/2026
Reporting Officer:	Tanya Ludlow, Finance / Human Resources Officer
Disclosure of Interest:	NIL
File Ref:	FM.0036
Attachment Ref:	Attachment 8.1.1 – Accounts for Payment – February 2026

SUMMARY

Council is requested to note the payments from the Municipal and Trust funds as presented in the Schedule of Accounts Paid for the month of February 2026.

BACKGROUND

This information is provided to Council monthly in accordance with provisions of the *Local Government Act 1995* Section 6.8 (2)(b) and *Local Government (Financial Management) Regulations 1996* Clause 13.

Accountability in local government can be multifaceted, as councils seek to achieve diverse social, political, and financial goals for the community benefit. The accountability principles of local government are based on strong financial probity, financial propriety, adherence to conflict of interest principles and expectations that local government is fully accountable for community resources.

All payments are independently assessed by the Deputy Chief Executive Officer, to confirm that all expenditure that has been incurred, is for the Shire of Corrigin and has been made in accordance with Council policy, procedures, the *Local Government Act 1995* and associated regulations. The review by the Deputy Chief Executive Officer also ensures that there has been no misuse of any corporate credit or fuel purchase cards.

COMMENT

Council has delegated authority to the Chief Executive Officer to make payments from the Shire's Municipal and Trust funds as required. A list of all payments is to be presented to Council each month and be recorded in the minutes of the meeting at which the list was presented.

STATUTORY ENVIRONMENT

S6.4 Local Government Act 1995, Part 6 – Financial Management
R34 Local Government (Financial Management) Regulations 1996

POLICY IMPLICATIONS

Policy 3.1 – Purchasing Policy
Policy 3.14 - Corporate Credit Cards

FINANCIAL IMPLICATIONS

Expenditure in accordance with the 2025/2026 Annual Budget.

COMMUNITY AND STRATEGIC OBJECTIVES

Shire of Corrigin Council Plan 2025-2035:

Objective: Civic Leadership

Strong Governance and Leadership

Council Plan			
Outcome	Strategies	Action No.	Actions
4.1	Deliver a high standard of governance and administration	4.1.2	Long term financial plans are implemented and monitored to assist with the timing and achievement of our goals.
		4.1.3	Implement and monitor the annual budget to support timely progress toward strategic goals

VOTING REQUIREMENT

Simple Majority

COUNCIL RESOLUTION

9/2026 Moved: Cr. Leach

Seconded: Cr. Smith

That Council receives the list of accounts paid during the month of February 2026 as per the attached Schedule of Payment, and as summarised below:

Municipal Account (inclusive of credit card and fuel card purchases)

<i>EFT Payments</i>	<i>EFT22323 – EFT22430</i>	<i>\$402,539.90</i>
<i>Direct Debit Payments</i>		<i>\$71,419.80</i>
<i>EFT Payroll Payments</i>		<i>\$150,548.09</i>

Total Municipal Account Payments ***\$624,507.79***

Trust Account

<i>EFT Payments</i>	<i>EFT22321 – EFT22432</i>	<i>\$7,006.65</i>
---------------------	----------------------------	-------------------

Total Trust Account Payments ***\$7,006.65***

Licensing Trust Account

<i>Direct Debit Payments</i>		<i>\$30,612.45</i>
------------------------------	--	--------------------

Total Licensing Trust Account Payments ***\$30,612.45***

Total of all Accounts ***\$662,126.89***

Carried 7/0

For: Cr. Jacobs, Cr. Leach, Cr. Hickey, Cr. Dickinson, Cr. Smith, Cr. Dyer & Cr. Talbot

Against: Nil

8.1.2 MONTHLY FINANCIAL REPORT

Applicant:	Shire of Corrigin
Date:	11/03/2026
Reporting Officer:	Myra Henry, Deputy Chief Executive Officer
Disclosure of Interest:	NIL
File Number:	FM.0037
Attachment Ref:	Attachment 8.1.2 – Monthly Financial Report for the period ending 28 February 2026

SUMMARY

This report provides Council with the monthly financial report for the month ending 28 February 2026.

BACKGROUND

The *Local Government (Financial Management) Regulations 1996*, regulation 34 states that a local government must prepare each month a statement of financial activity reporting on the revenue and expenditure, as set out in the annual budget.

Variances between budgeted and actual expenditure including the required material variances (10% with a minimum value of \$10,000) are included in the variance report.

COMMENT

The Shire is required to prepare the Statement of Financial Activity as per *Local Government (Financial Management) Regulation 34* but can resolve to have supplementary information included as required. All mandatory information is provided, and the closing surplus balances to the net current assets at 28 February 2026.

Item	Reference
<p>Cash at Bank The total cash as at 28 February 2026 was \$8,691,979 This is composed of \$824,019 municipal funds (Municipal Bank Account and various till floats), \$3,600,504 in short term investment, and \$4,267,455 in reserve funds.</p>	<p>Page 10 – Cash and Financial Assets Page 11 – Reserve Accounts</p>
<p>Capital Acquisitions The capital budget is approximately 37.24% complete at 28 February 2026. This is due to projects commencing after seeking quotes following the budget adoption.</p>	<p>Page 12 – Capital Acquisitions Page 13 – Capital Acquisitions Continued Page 14 – Disposal of Assets</p>
<p>Receivables Rates outstanding is \$117,526 with 96.4% of rates collected for the year compared to 95.1% in February 2025. Current receivables are \$244,665, which includes \$213,747 of recoups to Main Roads.</p>	<p>Page 15 – Receivables</p>
<p>Closing Funding Surplus/(Deficit) Year to date (YTD) actual closing balance is \$4,690,099 which is composed of \$9,271,256 Current Assets less \$597,196 Current Liabilities less \$3,983,961 Adjustments to Net Current Assets.</p>	<p>Page 5 – Note 2(a) Net current assets used in the Statement of Financial Activity.</p>

Further information on the February 2026 financial position is in the explanation of material variances included in each of the monthly financial reports, please refer to page 6.

STATUTORY ENVIRONMENT

*s. 6.4 Local Government Act 1995, Part 6 – Financial Management
r. 34 Local Government (Financial Management) Regulations 1996
r. 35 Local Government (Financial Management) Regulations 1996*

POLICY IMPLICATIONS

NIL

FINANCIAL IMPLICATIONS

Expenditure in accordance with the 2025/2026 Annual Budget.

COMMUNITY AND STRATEGIC OBJECTIVES

Shire of Corrigin Council Plan 2025-2035:

**Objective: Civic Leadership
Strong Governance and Leadership**

Council Plan			
Outcome	Strategies	Action No.	Actions
4.1	Deliver a high standard of governance and administration	4.1.2	Long term financial plans are implemented and monitored to assist with the timing and achievement of our goals.
		4.1.3	Implement and monitor the annual budget to support timely progress toward strategic goals

VOTING REQUIREMENT

Simple Majority

COUNCIL RESOLUTION

10/2026 Moved: Cr. Dyer

Seconded: Cr. Hickey

That Council accepts the Statement of Financial Activity for the month ending 28 February 2026 as presented, along with notes of any material variances.

Carried 7/0

For: Cr. Jacobs, Cr. Leach, Cr. Hickey, Cr. Dickinson, Cr. Smith, Cr. Dyer & Cr. Talbot

Against: Nil

8.2 GOVERNANCE AND COMPLIANCE

8.2.1 CODE OF CONDUCT FOR COUNCIL MEMBERS, COMMITTEE MEMBERS AND CANDIDATES' POLICY UPDATE

Applicant:	Shire of Corrigin
Date:	18/02/2026
Reporting Officer:	Jarrad Filinski, Executive Support Officer
Disclosure of Interest:	NIL
File Ref:	CM.0059
Attachment Ref:	Attachment 8.2.1 – Code of Conduct for Council Members, Committee Members and Candidates Policy

SUMMARY

Council is requested to endorse the updated Code of Conduct for Council Members, Committee Members and Candidates Policy to ensure compliance with recent amendments to the prescribed Model Code of Conduct under the *Local Government (Model Code of Conduct) Regulations 2021*.

BACKGROUND

Amendments to the prescribed Model Code of Conduct under the *Local Government (Model Code of Conduct) Regulations 2021* require local governments to update their adopted Codes of Conduct.

Under section 5.104(2) of the *Local Government Act 1995*, local governments must amend their Code of Conduct to incorporate the prescribed changes by no later than 31 March 2026. Following adoption, the CEO is required to publish the updated Code on the Shire's website in accordance with section 5.104(7) of the Act.

The Shire has reviewed and updated its Code of Conduct to align with the amended Regulations. The amendments incorporate legislative changes relating to the role of the Local Government Inspector and clarify decision making responsibilities for behavioural breach complaints.

COMMENT

The amendments ensure the Shire of Corrigin Code of Conduct remains compliant with current legislative requirements and provides clarity in relation to the management of behavioural breach complaints.

Maintaining an up-to-date Code of Conduct supports good governance, accountability, and transparency in Council decision making.

A track changed copy of the updated Code of Conduct for Council Members, Committee Members and Candidates is provided in Attachment 8.2.1.

STATUTORY ENVIRONMENT

Local Government Act 1995

Local Government (Model Code of Conduct) Regulations 2021

S5.39B (3) Adoption of model standards

POLICY IMPLICATIONS

5.1 – Code of Conduct for Council Members, Committee Members and Candidates

FINANCIAL IMPLICATIONS

NIL

COMMUNITY AND STRATEGIC OBJECTIVES

Shire of Corrigin Council Plan 2025-2035:

Objective: Civic Leadership

Strong Governance and Leadership

Council Plan			
Outcome	Strategies	Action No.	Actions
4.2	Keep the community informed and seek their feedback	4.2.1	Improve regular communication and expand channels to inform our community of decisions, actions and opportunities for feedback

VOTING REQUIREMENT

Absolute Majority

COUNCIL RESOLUTION

11/2026 Moved: Cr. Talbot

Seconded: Cr. Leach

That Council adopts the amendments to Policy 5.1 – Code of Conduct for Council Members, Committee Members and Candidates as provided in attachment 8.2.1, to ensure compliance with legislative changes.

Carried by Absolute Majority 7/0

For: Cr. Jacobs, Cr. Leach, Cr. Hickey, Cr. Dickinson, Cr. Smith, Cr. Dyer & Cr. Talbot

Against: Nil

8.2.2 WALGA CONSULTATION - ELECTION VOTING AND FREQUENCY

Applicant:	Shire of Corrigin
Date:	11/03/2026
Reporting Officer:	Natalie Manton, Chief Executive Officer
Disclosure of Interest:	NIL
File Ref:	GR.0008, GOV.0017
Attachment Ref:	Attachment 8.2.2 – Info Page and Discussion Paper

SUMMARY

Council is asked to provide feedback on electoral voting and frequency to inform the WA Local Government Association (WALGA) advocacy position to the State Government.

BACKGROUND

WALGA is undertaking sector engagement regarding Local Government electoral reforms expected to be proposed by the State Government.

In June 2025, Hon Hannah Beazley MLA, Minister for Local Government, expressed support for a four-year election cycle, citing concerns about voter fatigue and the rising costs of conducting biennial elections. These messages were repeated in Minister Beazley's address at the 2025 WALGA Local Government Convention, which also raised the possibility of compulsory voting. These comments have prompted renewed interest and discussion across the sector.

In Western Australia Councillors are currently elected for a four-year term with half of Council elected every two years. This system differs from other Australian jurisdictions, where local government elections are conducted every four years with all council positions elected at the same time.

Voting in local government elections is currently voluntary in Western Australia and voting participation in WA local government elections is relatively low compared with other jurisdictions. Participation in the 2023 and 2025 WA local government elections recorded at approximately 30%.

Postal elections are administered through the Western Australian Electoral Commission (WAEC).

The WALGA analysis of the composition of Councils following the last two Local Government elections in other Australian jurisdictions, all of which have full spill elections concluded that re-elected Councillors make up approximately 50% of Council positions.

A copy of the draft Discussion Paper and Info Page are provided as Attachment 8.2.2.

COMMENT

WALGA is seeking feedback from the local government sector to ensure the advocacy position reflects current views and enables timely, well-informed and effective engagement with the anticipated State Government reform proposals.

STATUTORY ENVIRONMENT

Local Government Act 1995

Local Government (Elections) Regulations 1997

POLICY IMPLICATIONS

NIL

FINANCIAL IMPLICATIONS

Election costs have increased significantly in recent years, particularly where elections are conducted through the WAEC. The estimated cost for the WAEC to conduct a postal election for the Shire of Corrigin in 2025 was \$13,473. The actual cost was \$3,900 as the candidates were elected unopposed and the election did not proceed to a vote.

Local governments previously conducted elections using a first past the post system. With the introduction of the preferential voting system, software provided by WAEC is now required to ensure the accuracy of vote counting.

Reducing election frequency is likely to reduce costs for the Shire of Corrigin.

COMMUNITY AND STRATEGIC OBJECTIVES

Shire of Corrigin Council Plan 2025-2035:

Objective: Civic Leadership

Strong Governance and Leadership

Council Plan			
Outcome	Strategies	Action No.	Actions
4.2	Keep the community informed and seek their feedback	4.2.1	Improve regular communication and expand channels to inform our community of decisions, actions and opportunities for feedback

VOTING REQUIREMENT

Simple Majority

OFFICER'S RECOMMENDATION

That Council

1. Supports / Does not support compulsory voting in local government elections in Western Australia
2. Supports / Does not support the introduction of full spill elections every four years to replace the current system whereby half of the positions are elected every two years.

ORIGINAL MOTION

Moved: Cr. Dyer

Seconded:

That Council:

1. Supports compulsory voting in local government elections in Western Australia
2. Supports the introduction of full spill elections every four years to replace the current system whereby half of the positions are elected every two years.

As there was no seconder, the motion lapsed

ALTERNATIVE MOTION

COUNCIL RESOLUTION

12/2026 Moved: Cr. Leach

Seconded: Cr. Talbot

That Council:

1. Does not support compulsory voting in local government elections in Western Australia
2. Does not support the introduction of full spill elections every four years to replace the current system whereby half of the positions are elected every two years.

Carried 6/1

For: Cr. Jacobs, Cr. Leach, Cr. Hickey, Cr. Dickinson, Cr. Smith & Cr. Talbot

Against: Cr. Dyer

8.2.3 2025/2026 BUDGET REVIEW

Applicant:	Shire of Corrigin
Date:	11/03/2026
Reporting Officer:	Myra Henry, Deputy Chief Executive Officer
Disclosure of Interest:	NIL
File Ref:	FM.0368
Attachment Ref:	Attachment 8.2.3.1– 2025/2026 Budget Review Attachment 8.2.3.2– 2025/2026 Informing Documents

SUMMARY

The purpose of this report is to present the 2025/2026 Midyear Review, assess the Shire's financial position as of 28 February 2026, and evaluate its performance from 1 July 2025 to 28 February 2026 in relation to the adopted annual budget and projected outcomes for the remainder of the financial year.

BACKGROUND

Local governments are required under *Regulation 33A of the Local Government (Financial Management) Regulations 1996* to conduct a budget review between 1 January and 28 February each financial year. This report provides an indicative summary of the 2025-2026 mid-year budget review.

Budget reviews are a key decision-making tool for both current and future planning, forming an essential part of prudent financial management practices to mitigate financial risks for Council. Beyond ensuring legislative compliance, the review provides a comprehensive reassessment of all budget items, considering both broader economic trends and local financial conditions.

The review serves as an opportunity to reassess the current budget, adopted at the July Ordinary Council meeting, allocate funding for emerging community and social priorities, and ensure the organisation can effectively respond to changing needs for the best outcome for the Shire. Additionally, external factors and urgent matters impacting operational activities and revenue streams have contributed to budget variations, which are discussed further in this report.

COMMENT

The budget review has been prepared in accordance with the *Local Government Act 1995*, *Local Government (Financial Management) Regulations 1996*, and Australian Accounting Standards. The attached report, covering the period from 1 July 2025 to 28 February 2026, incorporates year-to-date budget variations and forecasts to 30 June 2026 and is presented for Council's consideration.

As part of the review process, the status of various projects and programs was assessed to ensure any anticipated variances were captured. The focus of the 2025-2026 mid-year budget review is to evaluate changes in the Shire's operating environment since the beginning of the financial year, assess their financial impact, and consider prevailing economic conditions affecting Council's financial position.

Material Variances and Budget Amendments

The budget review follows the same material variance thresholds as the Shire's monthly financial reporting, using a materiality level of 10% or a \$10,000 minimum, as adopted by Council. Management discretion has been applied where necessary to provide explanations for variances.

A summary of predicted variances by nature and type is included in Note 4 of the report. These variances are categorised as either:

- Permanent Variances – where a difference is expected between the current budget and the final outcome for 30 June 2026.
- Timing Variances – where delays in project implementation are anticipated.

Following the review, some items have been identified as requiring budget amendments to ensure accurate financial reporting.

Key Budget Variations

Annual budgets are inherently based on predictions, and while carefully prepared, unforeseen circumstances and external influences necessitate ongoing reviews. Council must ensure there is sufficient operational capacity to deliver services and budget programs while also accommodating emerging issues.

One key variation identified is a decrease in the actual surplus carried forward from 2025-2026, which is \$132,506 lower than budgeted due to audit adjustments related to grant revenue held as contract liabilities and delays in invoices received. This variance is reflected in Note 4 - Predicted Variances and Note 1 of the attached supporting documents of the Budget Review Documents. In compliance with *Local Government (Financial Management) Regulations 1996* (Section 33A), Council has conducted this budget review by 28 February 2026, identifying areas that require adjustments while maintaining a balanced budget.

Key variances and adjustments include:

- Adjustments to grant funding. This has allowed for budget balancing and additional allocations to some expenditure accounts, including:
 - A variance in the estimated figure for the Federal Assistance Grant, resulting in an increase in income.
 - A reimbursement of LRCI Phase 2 funding that was not included in the budget.
- A variance between the adopted budget surplus and the surplus reported in the Adopted Annual Report.
- Adjustments to the Road Program expenditure and income
 - Increase to the Regional Road Group Grant and Wickepin–Corrigin Road expenditure due to over-expenditure on the Wickepin–Corrigin Road project.
 - Removal of the Doyle Road project due to a reduction in Roads to Recovery funding for the 2025/26 year. This project will be reconsidered during the 2026/27 budget discussions.
- Repayment of funding to DFES relating to Drought Funding and Fire Mitigation, in accordance with Council resolution 120/2025,
- Removal of capital works project grant income and expenditure for the CREC emergency backup generator, as the grant application was not approved.
- Reductions in some capital works projects following staff review.
 - Bilbarin Hall – initial concept plans have exceeded the original budget. The budget has been reduced to \$50,000 to allow further concept development, consultation and quotes. Council will consider future funding requirements during the 2026/27 budget discussions as staff get further quotes. This adjustment contributes \$100,000 towards achieving a balanced budget.
- An increase of \$10,000 for the installation of a covered area over the BBQs at Rotary Park, as quotes have exceeded the initial \$10,000 allowance.
- Reduction in the purchase of OHS equipment for Chemical Treatment Upgrades, as the Shire will look to using contractors for this work and consider including the cost of Shire owned equipment in a future budget.
- Various reserve transfers.

- Plant Replacement – use of funds to cover the replacement of the failed pool cleaner and water heater not included in the budget.
- Leave Reserve – use of reserve funds to cover higher than anticipated Long Service Leave expenditure due to staff retirements.
- Land Subdivision Reserve – increased funds due to a higher-than-expected number of lot sales.

A detailed breakdown of all proposed amendments is provided in Note 1 of the attached supporting documents.

Future Considerations and Monitoring

Ongoing budget monitoring will be essential, and further adjustments may be required later in the financial year to ensure financial stability leading into the 2026-2027 budget process.

STATUTORY ENVIRONMENT

Regulation 33A of the Local Government (Financial Management) Regulations 1996 requires:

- (1) *Between 1 January and the last day of February in each financial year a local government is to carry out a review of its annual budget for that year.*
- (2A) *The review of an annual budget for a financial year must —*
 - (a) *consider the local government’s financial performance in the period beginning on 1 July and ending no earlier than 31 December in that financial year; and*
 - (b) *consider the local government’s financial position as at the date of the review; and*
 - (c) *review the outcomes for the end of that financial year that are forecast in the budget; and*
 - (d) *include the following —*
 - i. *the annual budget adopted by the local government;*
 - ii. *an update of each of the estimates included in the annual budget;*
 - iii. *the actual amounts of expenditure, revenue and income as at the date of the review;*
 - iv. *adjacent to each item in the annual budget adopted by the local government that states an amount, the estimated end of year amount for the item.*
- (2) *The review of an annual budget for a financial year must be submitted to the council on or before 31 March in that financial year.*
- (3) *A council is to consider a review submitted to it and is to determine* whether or not to adopt the review, any parts of the review or any recommendations made in the review.*
**Absolute majority required.*
- (4) *Within 14 days after a council has made a determination, a copy of the review and determination is to be provided to the Department.*

Section 6.8(1)(b) of the Local Government Act 1995 provides that expenditure can be incurred when not included in the annual budget provided it is authorised in advance by resolution (absolute majority required).

POLICY IMPLICATIONS

3.7 Annual Budget Preparation

FINANCIAL IMPLICATIONS

Authorisation of expenditure through budget amendments recommended. Other specific financial implications are as outlined in the attachments.

COMMUNITY AND STRATEGIC OBJECTIVES

Shire of Corrigin Council Plan 2025-2035:

**Objective: Governance and Leadership
Strong Governance and Leadership**

Council Plan			
Outcome	Strategies	Action No.	Actions
4.1	Deliver a high standard of governance and administration	4.1.2	Long term financial plans are implemented and monitored to assist with the timing and achievement of our goals.
		4.1.3	Implement and monitor the annual budget to support timely progress toward strategic goals

VOTING REQUIREMENT

Absolute Majority

COUNCIL RESOLUTION

13/2026 Moved: Cr. Smith

Seconded: Cr. Leach

That Council:

1. *Adopt the 2025/2026 midyear budget review as provided in Attachment 8.2.3.1 and make amendments as per Note 1 of the informing documents.*
2. *Forward the adopted 2025/2026 midyear budget review to the Department of Local Government, Sport and Cultural Industries in accordance with the Local Government (Financial Management) Regulations 1996.*

Carried by Absolute Majority 7/0

For: Cr. Jacobs, Cr. Leach, Cr. Hickey, Cr. Dickinson, Cr. Smith, Cr. Dyer & Cr. Talbot

Against: Nil

8.3 WORKS AND SERVICES

8.3.1 BULLARING ROAD WIDENINGS LAND ACQUISITION

Applicant:	Shire of Corrigin
Date:	12/03/2026
Reporting Officer:	Garrick Yandle, Infrastructure Agriculture Pty Ltd reviewed by CEO, Natalie Manton
Disclosure of Interest:	CEO, N Manton owns land to the north of Lot 8428
File Ref:	ROA.
Attachment Ref:	Attachment 8.3.1.1 – Plan 8970/24/1 Attachment 8.3.1.2 – Bullaring Pingelly Lomos Roads Land Transfer Map Attachment 8.3.1.3 – Deposited Plan 430100

SUMMARY

For Council to consider the acquisition of land from local landholders associated with road widening of Bullaring Road and Lomos South Road.

BACKGROUND

The owner, Shelley Nominees Pty Ltd, of lot 8428 Bullaring contacted the Shire of Corrigin in 2024 regarding the encroachment of the Bullaring Road into their land. A surveyor they had engaged to repeg the boundary of their land determined that the existing fence on the southern side of road reserve 3584398 was located approximately 19.6m inside the farm boundary. The bitumen road was also found to encroach both Lots 8428 and 8429.

It is unknown when the road was constructed and why it is not located centrally within the road reserve. The road may have been historically constructed slightly south of the centre of the road reserve to allow for drainage on the northern side. The Bullaring Road section of the road reserve and land boundaries are unusual and do not line up as would be expected.

Historical widening of roads can often result in the road carriageway encroaching on neighbouring rural properties. Sometimes when the physical construction works take place, limited formal arrangements regarding land ownership or transfer occur at the time in order to expedite road works, with most arrangements being informal with the assumption that the process may potentially be formalised at a later time. In most cases the adjoining land holder is willing to give up a small portion of their land for the greater community benefit of improved road infrastructure.

The surveyor recommended that the Shire of Corrigin conduct a further survey of the road reserve with a view to widen the road reserve to address the historical encroachment. In 2025, the Shire engaged Scanlan Surveys Licensed Surveyors (Scanlan) to conduct a survey to be used as a basis for correcting the road reserve and land boundaries to prepare a plan of the proposed road widenings in Bullaring based upon locations associated in Figure 1.



Figure 1

In addition to the initial survey which identified an encroachment of a portion of the Bullaring Road onto land owned by Shelley Nominees Pty Ltd, Scanlan identified several other sections of encroachment on Lomos South Road. (Attachment 8.3.1.1 - Plan 8970/24/1). The widening and realignment of the intersection of the Bullaring Pingelly and Lomos Roads to improve visibility and straightening of Lomos Road was most likely completed as part of the Grain Freight Improvement Program in 2012.

Scanlan have prepared a plan of the proposed road widenings in Bullaring (Attachment 8.3.1.1 - Plan 8970/24/1). The total land to be acquired via the land transfer process is 2.30 hectares across 5 separate portions as outlined on Plan 8970/24/1 are summarised in Table 1. The specific areas of each portion on Plan 8970/24/1 areas identified in Figure 2.

Table 1 – land acquisition areas identified on Plan 8970/24/1

Lot	Area (m2)	Road
201	6,196	Bullaring Road
202	8,057	Bullaring Road
203	2,270	Cnr Lomos & Bullaring
203	3,866	Lomos South Cnr
203	2,590	Lomos South Cnr
	22,979	m²
	2.30	ha

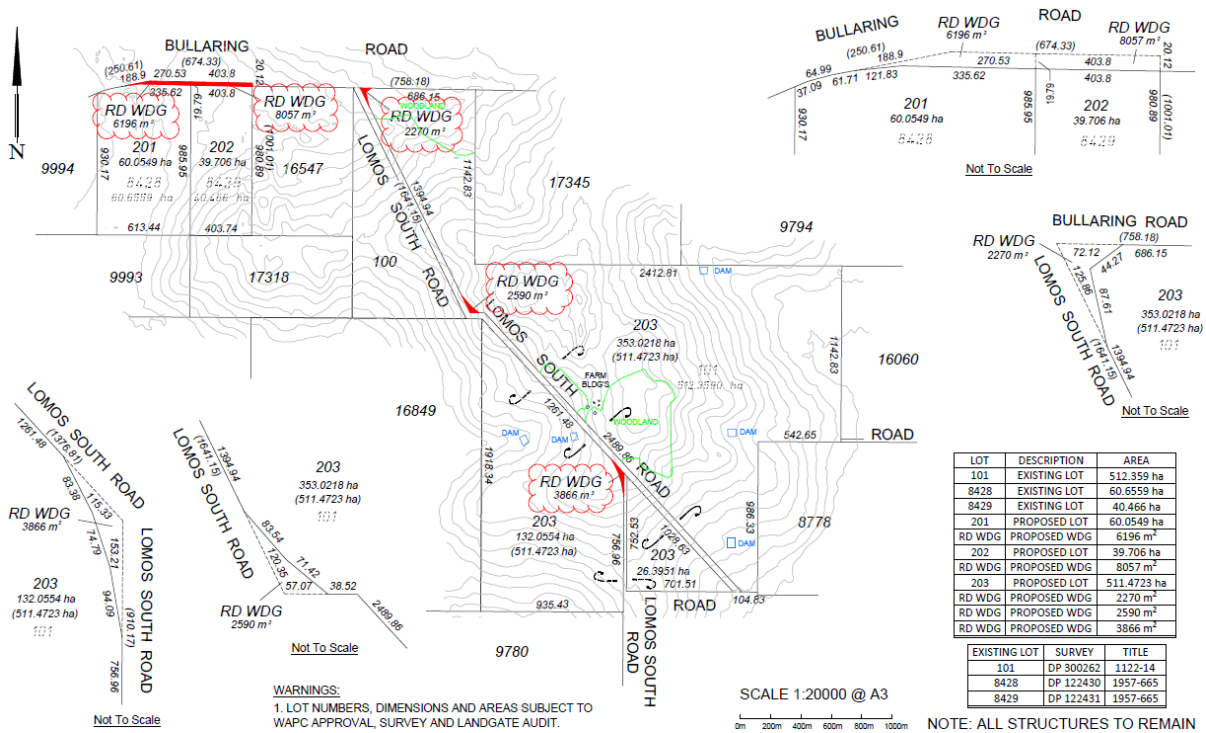


Figure 2 - land acquisition locations identified on Plan 8970/24/1

COMMENT

The CEO initially commenced the process with Scanlan Surveys but has taken a step back from the process due to being a neighbouring landholder of Shelley Nominees Pty Ltd and engaged Haddeo Infrastructure Agriculture Pty Ltd to facilitate the communication with Scanlan Surveys, Shelley Nominees Pty Ltd, WAPC, Department of Land Heritage (DLH) to finalise the process.

Shire Officers have undertaken the required processes and lodging the relevant documents is merely the required administrative process to be undertaken to formalise the land transfer.

The signed Form 1A Consent Bullaring Road Widening application for the road widenings will be lodged with the Western Australian Planning Commission. The WAPC will take approximately 90-days to audit the application and grant approval for the road widenings. Once Scanlan receive the WAPC approval, they will lodge the attached Deposited Plan 430100 (Attachment 8.3.1.3) at Landgate and the WAPC for their final audit. Once the deposited plan has been audited and approved, it will be placed ‘in order for dealings’ at Landgate. It is at this point the Shire will be able to engage a settlement agent or solicitor to apply for the new lot titles.

The application is now ready to lodge and to facilitate the lodgement and have requested Council confirm that the proposed plan is satisfactory and return the signed Form 1A Consent to Apply.

STATUTORY ENVIRONMENT

Section 168 of the [Land Administration Act 1997](#) (LAA) empowers the Shire of Corrigin to purchase interests in land for public works via negotiated agreement, bypassing the formal Notice of Intention to Take process. Written consent is required from the property owner to allow acquisition by agreement as an alternative to compulsory taking.

s. 168 Land Administration Act 1997

168. Agreement to purchase or consent to take required interest, acquiring authority’s powers as to

(1) If any interest in land is required for a public work, the acquiring authority may, whether or not a notice of intention has been registered —

(a) enter into an agreement to purchase the interest; or

(b) obtain the written consent of the person to the taking of the interest, with compensation to be provided under Part 10.

(2) On commencing negotiations with any person for such an agreement, the acquiring authority must advise the person, by means of a statement in an approved form, of procedures under this Part and Part 10 for the taking of land, payment of purchase money or compensation for land taken, rights of appeal or review and rights as to the future disposition of interests in land taken by agreement or compulsorily taken.

POLICY IMPLICATIONS

NIL

FINANCIAL IMPLICATIONS

To date the shire has paid the cost of the conducting a field survey and preparation of plans for submission to the Western Australian Planning Commission (WAPC) of \$15,815.50.

The Shire will cover the cost of issuing new titles. It is expected to cost an additional \$3,000 to complete the process.

Shire representatives undertook conversations with local real estate agents to determine if this area is significant and if so what its value would be on current land values. This included a discussion with local real estate Jeff Douglas to form an accurate market value for the land. In their opinion as an appraiser they have suggested that the market value would be nil in this case. However, he was able to advise on recent sales of farming land within close proximity to the property was around \$4million for 900acres. This is around \$4,500/acre or \$11,000/ha. It should be noted that most of the portions of land identified are not particularly arable in that they are either saline, remnant vegetation or of negligible magnitude to be of any commercial value.

A similar issue occurred on Gnerkadilling Bending Road in 2014 where the road encroached on the landowner's property. In this instance the land was surveyed, and the encroachment area was subdivided from the original property and amalgamated with the road reserve. The value of 8,304m² of land was valued by a real estate agent as having nil value. The compensation paid to the landowner was \$1,250 based on recent sale of land in the area at the time.

Liaison has been undertaken with the landowner to determine their expectation regarding compensation for the land transfer and reduction in their land area. Conversation with the landowner (19/2/26) indicated they do not necessarily want this process finalised for financial benefit and have indicated that the land proposed is not necessarily arable as it is salty as well as shrubland adjacent to the road reserve, as such it is of limited value to them.

COMMUNITY AND STRATEGIC OBJECTIVES

Shire of Corrigin Council Plan 2025-2035:

Objective: Economy

A Strong, Diverse Local Economy

Council Plan			
Outcome	Strategies	Action No.	Actions
2.1	Road network is safe, well maintained and capable of the freight task.	2.1.1	Continue to deliver the Road Management Program with a view to improve maintenance of gravel roads, in line with Council's adopted road hierarchy and long term road construction and maintenance plans

VOTING REQUIREMENT

Simple Majority

COUNCIL RESOLUTION

14/2026 Moved: Cr. Talbot

Seconded: Cr. Dyer

That Council:

1. *Acknowledges the historical encroachment of the Bullaring Pingelly and Lomos Roads onto private property.*
2. *Endorse Plan 8970/24/1 and approve the lodgement of FORM 1A CONSENT TO APPLY - Bullaring Road Widenings with Western Australian Planning Commission to rectify the tenure through survey and Landgate processes.*
3. *Authorise the CEO to negotiate payment of compensation with landholders Shelley Nominees Pty Ltd for the acquisition of land associated with proposed Deposited Plan 430100 based on valuation and subject to budget constraints.*

Carried 7/0

For: Cr. Jacobs, Cr. Leach, Cr. Hickey, Cr. Dickinson, Cr. Smith, Cr. Dyer & Cr. Talbot

Against: Nil

9 CHIEF EXECUTIVE OFFICER REPORT

The Chief Executive Officer report was provided to Council during the Discussion Forum

10 PRESIDENT'S REPORT

The President, Cr. Jacobs gave an overview of meetings and events attended.

11 COUNCILLORS' QUESTIONS, REPORTS AND INFORMATION ITEMS

Cr. Dickinson and Cr. Talbot expressed their experience hosting medical students during the medical student immersion program.

The Deputy President, Cr. Leach gave an overview of meetings attended and upcoming events.

12 URGENT BUSINESS APPROVED BY THE PRESIDENT OR DECIDED BY THE COUNCIL

13 INFORMATION BULLETIN

14 WALGA AND CENTRAL ZONE MOTIONS

15 NEXT MEETING

Ordinary Council Meeting on 21 April 2026 at 4pm.

16 MEETING CLOSURE

The President, Cr. Jacobs closed the meeting at 4:43pm.



Agenda Attachments

March 2026

- ATTACHMENT 7.1.1 - COUNCIL MINUTES – 17 FEBRUARY 2026**
- ATTACHMENT 8.1.1 - ACCOUNTS FOR PAYMENT – FEBRUARY 2026**
- ATTACHMENT 8.1.2 - MONTHLY FINANCIAL REPORT FEBRUARY 2026**
- ATTACHMENT 8.2.1 - CODE OF CONDUCT FOR COUNCIL MEMBERS**
- ATTACHMENT 8.2.2 - ELECTORAL REFORM INFORMATION PAGE AND DISCUSSION PAPER**
- ATTACHMENT 8.2.3.1 - 2025/2026 BUDGET REVIEW**
- ATTACHMENT 8.2.3.2 - 2025/2026 BUDGET REVIEW INFORMING DOCUMENTS**
- ATTACHMENT 8.3.1.1 - PLAN 8970/24/1**
- ATTACHMENT 8.3.1.2 - BULLARING PINGELLY LOMOS ROADS LAND TRANSFER MAP**
- ATTACHMENT 8.3.1.3 - DEPOSITED PLAN 430100**



MINUTES

ORDINARY COUNCIL MEETING

17 February 2026

The Ordinary Council Meeting for the Shire of Corrigin held on Tuesday 17 February 2026 in the Council Chambers, 9 Lynch Street, Corrigin commencing at 4.00pm.

Contents

1	DECLARATION OF OPENING.....	3
2	ATTENDANCE/APOLOGIES/LEAVE OF ABSENCE	3
3	DECLARATIONS OF INTEREST	3
4	PUBLIC QUESTION TIME	3
5	MEMORIALS	3
6	PETITIONS/DEPUTATIONS/PRESENTATIONS/SUBMISSIONS	3
7	CONFIRMATION OF MINUTES.....	4
7.1	PREVIOUS COUNCIL MEETING	4
7.1.1	ORDINARY COUNCIL MEETING	4
7.2	COMMITTEE MEETINGS.....	4
7.2.1	ANNUAL ELECTORS MEETING	4
7.2.2	LOCAL EMERGENCY MANAGEMENT COMMITTEE	4
8	MATTERS REQUIRING A COUNCIL DECISION	5
8.1	CORPORATE AND COMMUNITY SERVICES	5
8.1.1	ACCOUNTS FOR PAYMENT.....	5
8.1.2	MONTHLY FINANCIAL REPORT	8
8.2	GOVERNANCE AND COMPLIANCE	11
8.2.1	LOCAL EMERGENCY MANAGEMENT COMMITTEE RECOMMENDATIONS.....	11
8.2.2	CRISP WIRELESS AGREEMENT	13
8.3	WORKS AND SERVICES.....	18
9	CHIEF EXECUTIVE OFFICER REPORT.....	18
10	PRESIDENT’S REPORT	18
11	COUNCILLORS’ QUESTIONS, REPORTS AND INFORMATION ITEMS	18
12	URGENT BUSINESS APPROVED BY THE PRESIDENT OR DECIDED BY THE COUNCIL	18
13	INFORMATION BULLETIN	18
14	WALGA AND CENTRAL ZONE MOTIONS	18
15	NEXT MEETING.....	18
16	MEETING CLOSURE	18

The President Cr. S Jacobs approved the request from Cr. M Leach and Cr. D Hickey to join the meeting via electronic means (Microsoft Teams). Cr. D Hickey and Cr. M Leach confirmed that they can maintain confidentiality for the meeting.

1 DECLARATION OF OPENING

The President Cr. S Jacobs opened the meeting at 4:01pm and acknowledged the Noongar people as the traditional custodians of the land and paid respects to elders past and present as well as the pioneering families who shaped the Corrigin area into the thriving community we enjoy today.

Councillors, staff and members of the public were advised that the Council meeting was being recorded for future publication.

2 ATTENDANCE/APOLOGIES/LEAVE OF ABSENCE

Shire President
Deputy President

Cr. S L Jacobs
Cr. M R Leach (Via Teams)
Cr. D L Hickey (Via Teams)
Cr. M B Dickinson
Cr. H V Talbot
Cr. D L Smith
Cr. W T E Dyer

Chief Executive Officer
Executive Support Officer

N A Manton
J M Filinski

1 member of the public

APOLOGIES

Deputy Chief Executive Officer

M T Henry

3 DECLARATIONS OF INTEREST

Cr. S Jacobs, Cr. M Leach and Cr. D Smith declared an impartiality interest in Item 8.2.2 – Crisp Wireless Agreement as they are customers of Crisp Wireless.

4 PUBLIC QUESTION TIME

NIL

5 MEMORIALS

The Shire has been notified that Bob Stevens and Kevin Fox have passed away since the last Council Meeting.

6 PETITIONS/DEPUTATIONS/PRESENTATIONS/SUBMISSIONS

NIL

7 CONFIRMATION OF MINUTES

7.1 PREVIOUS COUNCIL MEETING

7.1.1 ORDINARY COUNCIL MEETING

Minutes of the Shire of Corrigin Ordinary Council meeting held on Tuesday 16 December 2025 (Attachment 7.1.1).

OFFICERS RECOMMENDATION

1/2026 Moved: Cr. Dickinson Seconded: Cr. Talbot

That the Minutes of the Shire of Corrigin Ordinary Council meeting held on Tuesday 16 December 2025 (Attachment 7.1.1) be confirmed as a true and correct record, subject to a typographical correction to the Attachment 8.2.7.1 - Annual Report.

Carried 7/0

*For: Cr. Jacobs, Cr. Leach, Cr. Hickey, Cr. Dickinson, Cr. Smith, Cr. Dyer & Cr. Talbot
Against: Nil*

7.2 COMMITTEE MEETINGS

7.2.1 ANNUAL ELECTORS MEETING

Minutes of the Annual Electors meeting held on Tuesday 3 February 2026 (Attachment 7.2.1).

OFFICERS RECOMMENDATION

2/2026 Moved: Cr. Dickinson Seconded: Cr. Dyer

That the minutes of the Annual Electors meeting held on Tuesday 3 February 2026 be received (Attachment 7.2.1).

Carried 7/0

*For: Cr. Jacobs, Cr. Leach, Cr. Hickey, Cr. Dickinson, Cr. Smith, Cr. Dyer & Cr. Talbot
Against: Nil*

7.2.2 LOCAL EMERGENCY MANAGEMENT COMMITTEE

Minutes of the Local Emergency Management Committee meeting held on Monday 9 February 2026 (Attachment 7.2.2).

OFFICERS RECOMMENDATION

3/2026 Moved: Cr. Dyer Seconded: Cr. Smith

That Council receives and notes the Minutes of the Local Emergency Management Committee meeting held on Monday 9 February 2026 (Attachment 7.2.2).

Carried 7/0

*For: Cr. Jacobs, Cr. Leach, Cr. Hickey, Cr. Dickinson, Cr. Smith, Cr. Dyer & Cr. Talbot
Against: Nil*

8 MATTERS REQUIRING A COUNCIL DECISION

8.1 CORPORATE AND COMMUNITY SERVICES

8.1.1 ACCOUNTS FOR PAYMENT

Applicant:	Shire of Corrigin
Date:	03/02/2026
Reporting Officer:	Tanya Ludlow, Finance / Human Resources Officer
Disclosure of Interest:	NIL
File Ref:	FM.0036
Attachment Ref:	Attachment 8.1.1.1 – Accounts for Payment – December 2025 Attachment 8.1.1.2 – Accounts for Payment – January 2026

SUMMARY

Council is requested to note the payments from the Municipal and Trust funds as presented in the Schedule of Accounts Paid for the months of December 2025 and January 2026.

BACKGROUND

This information is provided to Council monthly in accordance with provisions of the *Local Government Act 1995* Section 6.8 (2)(b) and *Local Government (Financial Management) Regulations 1996* Clause 13.

Accountability in local government can be multifaceted, as councils seek to achieve diverse social, political, and financial goals for the community benefit. The accountability principles of local government are based on strong financial probity, financial propriety, adherence to conflict of interest principles and expectations that local government is fully accountable for community resources.

All payments are independently assessed by the Deputy Chief Executive Officer, to confirm that all expenditure that has been incurred, is for the Shire of Corrigin and has been made in accordance with Council policy, procedures, the *Local Government Act 1995* and associated regulations. The review by the Deputy Chief Executive Officer also ensures that there has been no misuse of any corporate credit or fuel purchase cards.

COMMENT

Council has delegated authority to the Chief Executive Officer to make payments from the Shire's Municipal and Trust funds as required. A list of all payments is to be presented to Council each month and be recorded in the minutes of the meeting at which the list was presented.

STATUTORY ENVIRONMENT

S6.4 Local Government Act 1995, Part 6 – Financial Management
R34 Local Government (Financial Management) Regulations 1996

POLICY IMPLICATIONS

Policy 3.1 – Purchasing Policy
Policy 3.14 - Corporate Credit Cards

FINANCIAL IMPLICATIONS

Expenditure in accordance with the 2025/2026 Annual Budget.

COMMUNITY AND STRATEGIC OBJECTIVES

Shire of Corrigin Council Plan 2025-2035:

**Objective: Civic Leadership
Strong Governance and Leadership**

Council Plan			
Outcome	Strategies	Action No.	Actions
4.1	Deliver a high standard of governance and administration	4.1.2	Long term financial plans are implemented and monitored to assist with the timing and achievement of our goals.
		4.1.3	Implement and monitor the annual budget to support timely progress toward strategic goals

VOTING REQUIREMENT

Simple Majority

OFFICER'S RECOMMENDATION

4/2026 Moved: Cr. Dickinson

Seconded: Cr. Dyer

That Council receives the list of accounts paid during the months of December 2025 and January 2026 as per the attached Schedules of Payment, and as summarised below:

December 2025

Municipal Account (inclusive of credit card and fuel card purchases)

<i>EFT Payments</i>	<i>EFT22129 – EFT22245</i>	<i>\$603,455.45</i>
<i>Direct Debit Payments</i>		<i>\$136,405.09</i>
<i>EFT Payroll Payments</i>		<i>\$163,383.73</i>
Total Municipal Account Payments		\$903,244.27

Trust Account

<i>EFT Payments</i>	<i>EFT22127 – EFT22128</i>	<i>\$173.85</i>
Total Trust Account Payments		\$173.85

Licensing Trust Account

<i>Direct Debit Payments</i>		<i>\$81,354.80</i>
Total Licensing Trust Account Payments		\$81,354.80

Total of all Accounts		\$984,772.92
------------------------------	--	---------------------

January 2026

Municipal Account (inclusive of credit card and fuel card purchases)

EFT Payments	EFT22248 – EFT22320	\$773,764.17
Direct Debit Payments		\$71,141.87
EFT Payroll Payments		\$148,969.30
Total Municipal Account Payments		\$993,875.34

Trust Account

EFT Payments	EFT22246 – EFT22247	\$43.45
Total Trust Account Payments		\$43.45

Licensing Trust Account

Direct Debit Payments		\$38,349.45
Total Licensing Trust Account Payments		\$38,349.45

Total of all Accounts **\$1,032,268.24**

Carried 7/0

For: Cr. Jacobs, Cr. Leach, Cr. Hickey, Cr. Dickinson, Cr. Smith, Cr. Dyer & Cr. Talbot
Against: Nil

8.1.2 MONTHLY FINANCIAL REPORT

Applicant:	Shire of Corrigin
Date:	11/02/2026
Reporting Officer:	Myra Henry, Deputy Chief Executive Officer
Disclosure of Interest:	NIL
File Number:	FM.0037
Attachment Ref:	Attachment 8.1.2.1 – Monthly Financial Report for the period ending 31 December 2025 Attachment 8.1.2.2 – Monthly Financial Report for the period ending 31 January 2026

SUMMARY

This report provides Council with the monthly financial report for the month ending 31 December 2025 and 31 January 2026.

BACKGROUND

The *Local Government (Financial Management) Regulations 1996*, regulation 34 states that a local government must prepare each month a statement of financial activity reporting on the revenue and expenditure, as set out in the annual budget.

Variances between budgeted and actual expenditure including the required material variances (10% with a minimum value of \$10,000) are included in the variance report.

COMMENT

The Shire is required to prepare the Statement of Financial Activity as per *Local Government (Financial Management) Regulation 34* but can resolve to have supplementary information included as required. All mandatory information is provided, and the closing surplus balances to the net current assets at 31 December 2025 and 31 January 2026.

Item - December 2025	Reference
<p>Cash at Bank The total cash as at 31 December 2025 was \$9,315,684 This is composed of \$158,099 municipal funds (Municipal Bank Account and various till floats), \$4,890,129 in short term investment, and \$4,267,455 in reserve funds.</p>	<p>Page 10 – Cash and Financial Assets Page 11 – Reserve Accounts</p>
<p>Capital Acquisitions The capital budget is approximately 20.42% complete at 31 December 2025. This is due to projects commencing after seeking quotes following the budget adoption.</p>	<p>Page 12 – Capital Acquisitions Page 13 – Capital Acquisitions Continued Page 14 – Disposal of Assets</p>
<p>Receivables Rates outstanding is \$343,207 with 92.4% of rates collected for the year compared to 91.4% in December 2024. Current receivables of \$217,541 which includes Main Roads Recoups.</p>	<p>Page 15 – Receivables</p>

Item - December 2025	Reference
<p>Closing Funding Surplus/(Deficit) Year to date (YTD) actual closing balance is \$5,480,739 which is composed of \$10,046,342 Current Assets less \$581,642 Current Liabilities less \$3,983,961 Adjustments to Net Current Assets.</p>	<p>Page 5 – Note 2(a) Net current assets used in the Statement of Financial Activity.</p>

Item - January 2026	Reference
<p>Cash at Bank The total cash as at 31 January 2026 was \$8,757,640 This is composed of \$393,866 municipal funds (Municipal Bank Account and various till floats), \$4,096,319 in short term investment, and \$4,267,455 in reserve funds.</p>	<p>Page 10 – Cash and Financial Assets Page 11 – Reserve Accounts</p>
<p>Capital Acquisitions The capital budget is approximately 32.84% complete at 31 January 2026. This is due to projects commencing after seeking quotes following the budget adoption.</p>	<p>Page 12 – Capital Acquisitions Page 13 – Capital Acquisitions Continued Page 14 – Disposal of Assets</p>
<p>Receivables Rates outstanding is \$150,843 with 95.4% of rates collected for the year compared to 93.5% in January 2025. Current receivables are \$37,137.</p>	<p>Page 15 – Receivables</p>
<p>Closing Funding Surplus/(Deficit) Year to date (YTD) actual closing balance is \$4,572,261 which is composed of \$9,244,689 Current Assets less \$688,467 Current Liabilities less \$3,983,961 Adjustments to Net Current Assets.</p>	<p>Page 5 – Note 2(a) Net current assets used in the Statement of Financial Activity.</p>

Further information on both the December 2025 and January 2026 financial position is in the explanation of material variances included in each of the monthly financial reports, please refer to page 6.

STATUTORY ENVIRONMENT

- s. 6.4 Local Government Act 1995, Part 6 – Financial Management
- r. 34 Local Government (Financial Management) Regulations 1996
- r. 35 Local Government (Financial Management) Regulations 1996

POLICY IMPLICATIONS

NIL

FINANCIAL IMPLICATIONS

Expenditure in accordance with the 2025/2026 Annual Budget.

COMMUNITY AND STRATEGIC OBJECTIVES

Shire of Corrigin Council Plan 2025-2035:

Objective: Civic Leadership

Strong Governance and Leadership

Council Plan			
Outcome	Strategies	Action No.	Actions
4.1	Deliver a high standard of governance and administration	4.1.2	Long term financial plans are implemented and monitored to assist with the timing and achievement of our goals.
		4.1.3	Implement and monitor the annual budget to support timely progress toward strategic goals

VOTING REQUIREMENT

Simple Majority

OFFICER’S RECOMMENDATION

5/2026 Moved: Cr. Smith

Seconded: Cr. Talbot

That Council accepts the Statement of Financial Activity for the month ending 31 December 2025 and Statement of Financial Activity for the month ending 31 January 2026 as presented, along with notes of any material variances.

Carried 7/0

For: Cr. Jacobs, Cr. Leach, Cr. Hickey, Cr. Dickinson, Cr. Smith, Cr. Dyer & Cr. Talbot

Against: Nil

8.2 GOVERNANCE AND COMPLIANCE

8.2.1 LOCAL EMERGENCY MANAGEMENT COMMITTEE RECOMMENDATIONS

Applicant:	Local Emergency Management Committee
Date:	9/02/2026
Reporting Officer:	Jarrad Filinski, Executive Support Officer
Disclosure of Interest:	NIL
File Ref:	ES.0024
Attachment Ref:	Confidential Attachment 8.2.1.1 - Local Emergency Management Arrangements Attachment 8.2.1.2 - Local Recovery Management Plan Attachment 8.2.1.3 - Emergency Evacuation Plan

SUMMARY

Council is requested to adopt the Local Emergency Management Arrangements, Local Recovery Management Plan and Emergency Evacuation Plan.

BACKGROUND

The Local Emergency Management plans were reviewed and updated by the LEMC at the committee meeting on 9 February 2026.

COMMENT

Each year Local Emergency Management Plans are to be submitted to the District Emergency Management Committee and then forwarded to the State Emergency Management Committee for endorsement. A major five yearly review of the documents is due and anticipated to be completed in the second half of 2026.

STATUTORY ENVIRONMENT

Local Emergency Management Act 2005
s.39 Local Emergency Management Committees

POLICY IMPLICATIONS

9.2 Bushfire Control

FINANCIAL IMPLICATIONS

The cost of administration of the LEMC is approximately \$200 per annum.

COMMUNITY AND STRATEGIC OBJECTIVES

Shire of Corrigin Council Plan 2025-2035:

Objective: Civic Leadership

Strong Governance and Leadership

Council Plan			
Outcome	Strategies	Action No.	Actions
4.1	Deliver a high standard of governance and administration	4.1.4	Investigate shared services and resourcing through partnerships
		4.1.5	Continue to implement, monitor and report against the Integrated Planning and Reporting milestones

VOTING REQUIREMENT

Simple Majority

COMMITTEE & OFFICER'S RECOMMENDATION

6/2026 Moved: Cr. Dickinson **Seconded: Cr. Dyer**

That Council adopt the following revised documents:

- *Local Emergency Management Arrangements.*
- *Local Recovery Management Plan.*
- *Emergency Evacuation Plan.*

Carried 7/0

For: Cr. Jacobs, Cr. Leach, Cr. Hickey, Cr. Dickinson, Cr. Smith, Cr. Dyer & Cr. Talbot

Against: Nil

Cr. S Jacobs, Cr. M Leach and Cr. D Smith declared an impartiality interest in Item 8.2.2 – Crisp Wireless Agreement and advised that they would consider the matter and vote in an unbiased manner.

8.2.2 CRISP WIRELESS AGREEMENT

Applicant:	Crisp Wireless
Date:	10/02/2026
Reporting Officer:	Natalie Manton, Chief Executive Officer
Disclosure of Interest:	NIL
File Ref:	EST.0003 A10047
Attachment Ref:	Attachment 8.2.2.1 – Design Pack Confidential Attachment 8.2.2.2 - Draft Licence Agreement

SUMMARY

This item seeks Council consideration of the request from CRISP Wireless to enter into a new agreement for demolition of the existing radio mast and construction of a new tower on a portion of 24 Larke Street (Lot 625) Corrigin.

BACKGROUND


The Shire of Corrigin entered into a lease agreement with CRISP Wireless in 2022 for a five year term ending in 2027 with an option of a further term by agreement for the installation of telecommunications equipment on the existing tower at 24 (Lot 625) Larke Street, Corrigin. As a condition of the lease CRISP Wireless were required to obtain structural engineering certification of the tower within 12 months of the lease being signed.

CRISP Wireless advised the Shire of Corrigin in November 2025 that they have not been able to obtain engineering certification of the structure as the construction details are unknown. The company is proposing to replace the tower at their cost with a self-supporting 35m tower with structural certification. All equipment on the existing tower would be transferred to the new structure, with permissions obtained as needed.

The applicant has submitted a development application for the demolition of the existing 16 metre mast and construction of a new 35 metre high self supporting tower on the same location as shown in the diagrams below.



Location of existing radio mast at Lot 625 on Deposited Plan 406791 on part of the property known as 24 Larke Street Corrigin described in Certificate of Title Volume 2912 Folio 931



Site plan showing telecommunications towers

The specifications of the proposed new tower are provided in Attachment 8.2.2.1 and details of the licence agreement in Confidential Attachment 8.2.2.2 Draft Licence Agreement.

The existing standalone power system with solar panels on the roof of the existing hut would remain as part of the development.

CRISP Wireless have proposed an initial agreement of a 10 year term with option for extension of a further six years.

COMMENT

The Shire of Corrigin has entered into similar lease agreements with Telstra, Optus and United Christian Broadcasters Australia for the installation of mobile phone and radio broadcasting equipment. The terms of the draft licence agreement are similar to the existing lease with CRISP Wireless.

It is recommended that the existing lease be terminated and a new licence agreement with CRISP Wireless be negotiated based on the terms of the draft agreement in Confidential Attachment 8.2.2.2 pending acceptance of the development application. The agreement would be made on the condition that existing telecommunications facilities such as radio mast, Telstra and Optus reception and bush fire network are not adversely affected. CRISP Wireless would be required to remove the equipment if any interference is encountered or problems occurred.

The Shire of Corrigin previously provided a letter of support for CRISP Wireless to obtain grant funding for the future expansion of the telecommunications network in the area. For several years the Shire of Corrigin has experienced major challenges with poor telecommunications services and any improvements are welcomed. Additional towers will benefit the Corrigin community by providing improved telecommunications and broadband connectivity. It is expected that the new towers will deliver faster and more reliable internet and data connections that will benefit rural and regional areas.

The Department of Fire and Emergency Services (DFES) have confirmed that the old mid band radio repeater is currently attached to the former bushfire radio tower. According to DFES there was previously a 50/50 grant scheme operating for equipment and communications and the Corrigin tower was most likely installed with this grant. The radio equipment has been decommissioned and no maintenance has been done since the WAERN radio replaced the mid band radios.

The radio repeater for St John Ambulance was also located on the tower but is no longer functional. The President of St John Ambulance Corrigin sub centre has confirmed that they do not currently use the radios but may reinstate them as a communication option if the mobile phone tower is not working.

All costs associated with the transfer of equipment to the new tower including mid band bush fire repeater system and removal of redundant equipment will be covered by CRISP Wireless.

STATUTORY ENVIRONMENT

Local Government Act 1995

3.58. *Disposing of property*

(1) *In this section —*

dispose includes to sell, lease, or otherwise dispose of, whether absolutely or not;

property includes the whole or any part of the interest of a local government in property, but does not include money.

(2) *Except as stated in this section, a local government can only dispose of property to —*

(a) the highest bidder at public auction; or

(b) the person who at public tender called by the local government makes what is, in the opinion of the local government, the most acceptable tender, whether or not it is the highest tender.

- (3) *A local government can dispose of property other than under subsection (2) if, before agreeing to dispose of the property —*
- (a) it gives local public notice of the proposed disposition —*
- (i) describing the property concerned; and*
 - (ii) giving details of the proposed disposition; and*
 - (iii) inviting submissions to be made to the local government before a date to be specified in the notice, being a date not less than 2 weeks after the notice is first given; and*
- (b) it considers any submissions made to it before the date specified in the notice and, if its decision is made by the council or a committee, the decision and the reasons for it are recorded in the minutes of the meeting at which the decision was made.*
- (4) *The details of a proposed disposition that are required by subsection (3)(a)(ii) include —*
- (a) the names of all other parties concerned; and*
 - (b) the consideration to be received by the local government for the disposition; and*
 - (c) the market value of the disposition —*
 - (i) as ascertained by a valuation carried out not more than 6 months before the proposed disposition; or*
 - (ii) as declared by a resolution of the local government on the basis of a valuation carried out more than 6 months before the proposed disposition that the local government believes to be a true indication of the value at the time of the proposed disposition.*

*Local Government (Functions and General) Regulations
30. Dispositions of property excluded from Act s. 3.58*

POLICY IMPLICATIONS

Nil

FINANCIAL IMPLICATIONS

The cost of terminating the existing lease and advertising the new licence agreement to be paid by the licensee.

The independent valuation report prepared by Asset Valuation Advisory in April 2025 estimated the value of telecommunication tower rental in rural towns was \$70 to \$100 per m2 per annum. Based on valuation report the estimated value of the CRISP agreement is \$3,500 to \$5,000 per annum.

COMMUNITY AND STRATEGIC OBJECTIVES

Shire of Corrigin Council Plan 2025-2035:

Objective: Economy

A strong, divers local economy

Council Plan			
Outcome	Strategies	Action No.	Actions
2.2	Improve the town central business district and housing options	2.2.1	Continue to develop the Main Street enhancement in conjunction with the business community
		2.2.2	Identify and coordinate residential and industrial land assembly and headworks

VOTING REQUIREMENT

Simple Majority

OFFICER'S RECOMMENDATION

7/2026 Moved: Cr. Smith

Seconded: Cr. Hickey

That Council:

1. *Support in principle the application by CRISP Wireless to demolish the existing bushfire radio mast and build a new self-supporting telecommunications tower on portion of Lot 625 on Deposited Plan 406791, 24 Larke Street Corrigin subject to development approval.*
2. *Agree to terminate the current lease agreement with CRISP Wireless.*
3. *Delegate authority for CEO to negotiate the terms and conditions of an agreement between Shire of Corrigin and CRISP Wireless based on the draft licence in confidential attachment 8.2.2.2 for the demolition of the existing radio mast and construction of a new self-supporting telecommunications tower on a portion of Lot 625 on Deposited Plan 406791, 24 Larke Street Corrigin.*
4. *Authorise the CEO to give local public notice of the intention to enter into an agreement with CRISP Wireless in accordance with section 3.58 of the Local Government Act 1995.*
5. *Subject to there being no objections or submissions from the advertising process, delegates authority to the CEO to enter into an agreement on behalf of the Shire of Corrigin with CRISP Wireless.*

Carried 7/0

For: Cr. Jacobs, Cr. Leach, Cr. Hickey, Cr. Dickinson, Cr. Smith, Cr. Dyer & Cr. Talbot

Against: Nil

8.3 WORKS AND SERVICES

9 CHIEF EXECUTIVE OFFICER REPORT

The Chief Executive Officer report was provided to Council during the Discussion Forum

10 PRESIDENT'S REPORT

The President gave an overview of meetings and events attended.

11 COUNCILLORS' QUESTIONS, REPORTS AND INFORMATION ITEMS

Cr. Talbot gave an overview of meetings and events attended.

Cr. Smith gave an overview of meetings attended.

12 URGENT BUSINESS APPROVED BY THE PRESIDENT OR DECIDED BY THE COUNCIL

13 INFORMATION BULLETIN

14 WALGA AND CENTRAL ZONE MOTIONS

15 NEXT MEETING

Ordinary Council Meeting on 17 March 2026 at 4pm.

16 MEETING CLOSURE

The President Cr. S Jacobs closed the meeting at 4:20pm.

SCHEDULE OF ACCOUNTS PAID FOR THE MONTH OF FEBRUARY 2026

MUNICIPAL ACCOUNT

EFT PAYMENTS

EFT #	DATE	NAME	DESCRIPTION	AMOUNT
EFT22323	05/02/2026	AVON WASTE	RUBBISH COLLECTION FOR DECEMBER 2025	\$ 29,285.66
EFT22324	05/02/2026	CJS AGRI-MECHANICS	PLANT SERVICE AND REPAIRS - PRIME MOVER, GRADERS	\$ 17,141.26
EFT22325	05/02/2026	CTI LOGISTICS	FREIGHT CHARGES FOR DECEMBER 2025	\$ 1,585.16
EFT22326	05/02/2026	CITY OF KALAMUNDA	BUILDING SERVICES FOR NOVEMBER 2025	\$ 225.00
EFT22327	05/02/2026	CORRIGIN HARDWARE	HARDWARE SUPPLIES FOR DECEMBER 2025	\$ 1,819.45
EFT22328	05/02/2026	CORRIGIN NEWSAGENCY	NEWSPAPERS AND STATIONERY SUPPLIES FOR SEPTEMBER TO DECEMBER 2025	\$ 415.80
EFT22329	05/02/2026	CORRIGIN TYREPOWER	PLANT REPAIRS - MAZDA CX-5	\$ 1,045.00
EFT22330	05/02/2026	DEPT OF LOCAL GOVERNMENT, INDUSTRY REGULATION & SAFETY	BUILDING SERVICES LEVY FOR JANUARY 2026	\$ 464.09
EFT22331	05/02/2026	ELDERS RURAL SERVICES AUSTRALIA LIMITED	LIVESTOCK EID STICK READER	\$ 1,595.00
EFT22332	05/02/2026	GREAT SOUTHERN FUEL SUPPLIES	FUEL CARD PURCHASES FOR DECEMBER 2025	\$ 3,570.92
EFT22333	05/02/2026	GREENWAY TURF SOLUTIONS	1260KG OF N-LIFT FERTILISER, 25KG OF SPORTS OVAL RYEGRASS SEEDS	\$ 3,410.55
EFT22334	05/02/2026	HIND'S GROUP - HIND'S TRANSPORT SERVICES	22 CUBIC METRES OF LAWN MIX	\$ 3,600.96
EFT22335	05/02/2026	ITR PACIFIC PTY LTD	PLANT PARTS - GRADER	\$ 701.18
EFT22336	05/02/2026	KATEMS SUPERMARKET	REFRESHMENTS AND CATERING SUPPLIES FOR DECEMBER 2025	\$ 1,566.30
EFT22337	05/02/2026	LIWA AQUATICS	LIWA MEMBERSHIP, LIWA CONFERENCE REGISTRATION	\$ 370.00
EFT22338	05/02/2026	LIBERTY OIL RURAL PTY LTD	60 LITRES OF GREASE	\$ 537.00
EFT22339	05/02/2026	M2 TECHNOLOGY GROUP PTY LTD (M2 ON HOLD)	ON HOLD TELEPHONE SUBSCRIPTION FOR JANUARY 2026	\$ 110.00
EFT22340	05/02/2026	NEU-TECH AUTO ELECTRICS, TYRES & MECHANICAL	PLANT PARTS AND REPAIRS - CREW CAB TRUCK, SIDE TIPPER TRAILER	\$ 5,270.65
EFT22341	05/02/2026	NUTRIEN AG SOLUTIONS LIMITED	WETTING AGENT AND FERTILISER FOR SWIMMING POOL LAWN AREA	\$ 143.77
EFT22342	05/02/2026	SEEK LIMITED	SEEK ADVERTISEMENTS - BUILDING OFFICER, CRC TOURISM & CUSTOMER SERVICE OFFICER	\$ 1,870.00
EFT22343	05/02/2026	SHIRE OF KULIN	PLANT HIRE - ROAD TRAIN WITH SIDE TIPPERS	\$ 4,427.50
EFT22344	05/02/2026	SUBRITZKY, HOPE MADDISON	STAFF REIMBURSEMENT	\$ 64.90
EFT22345	05/02/2026	TEAM GLOBAL EXPRESS - TOLL GLOBAL	FREIGHT CHARGES	\$ 43.99
EFT22346	05/02/2026	TELSTRA LIMITED	PHONE AND INTERNET CHARGES	\$ 1,515.22
EFT22347	05/02/2026	TRUCK CENTRE (WA) PTY LTD	PLANT REPAIRS - PRIME MOVER	\$ 7,538.44
EFT22348	05/02/2026	WALLIS COMPUTER SOLUTIONS	2025/2026 IT MANAGEMENT OF SOFTWARE	\$ 16,148.00
EFT22349	05/02/2026	WARDA KADAK TRAFFIC SERVICES PTY LTD	TRAFFIC MANAGEMENT SERVICES	\$ 22,173.26
EFT22350	05/02/2026	WINC AUSTRALIA PTY LTD	ELECTRIC DESK RISER	\$ 902.00
EFT22351	05/02/2026	CHILD SUPPORT AGENCY	PAYROLL DEDUCTIONS	\$ 169.19
EFT22352	05/02/2026	SALARY PACKAGING AUSTRALIA	SALARY PACKAGING PAYROLL DEDUCTION	\$ 409.63
EFT22353	11/02/2026	A TEAM PRINTING PTY LTD	PRINTING OF 2026 WASTE CALENDARS	\$ 778.80
EFT22354	11/02/2026	ASBESTOS & YOU	VET ASBESTOS TRAINING - STAFF REGISTRATION	\$ 1,891.00
EFT22355	11/02/2026	AUSTRALIA POST	POSTAGE CHARGES FOR JANUARY 2026	\$ 252.78
EFT22356	11/02/2026	BEST OFFICE SYSTEMS	TONER, PRINTING CHARGES - ADMIN OFFICE, RESOURCE CENTRE, WORKS DEPOT	\$ 438.93
EFT22357	11/02/2026	CJS AGRI-MECHANICS	PLANT SERVICE AND REPAIRS - MINI EXCAVATOR, CREW CAB TRUCK	\$ 2,349.68
EFT22358	11/02/2026	CTI LOGISTICS	FREIGHT CHARGES FOR JANUARY 2026	\$ 904.17

SCHEDULE OF ACCOUNTS PAID FOR THE MONTH OF FEBRUARY 2026

EFT22359	11/02/2026	CORRIGIN MEDICAL CENTRE	PRE-EMPLOYMENT MEDICAL APPOINTMENT	\$ 215.00
EFT22360	11/02/2026	CORRIGIN PHARMACY	SPRAY PLASTER	\$ 20.99
EFT22361	11/02/2026	EXURBAN PTY LTD	TOWN PLANNING CONSULTANCY SERVICES FOR JANUARY 2026	\$ 2,208.77
EFT22362	11/02/2026	FIRST HEALTH SERVICES	MEDICAL SUPPORT SERVICE FEE FOR FEBRUARY 2026	\$ 14,497.79
EFT22363	11/02/2026	GERRARD, BRENDON JOHN	STAFF REIMBURSEMENT	\$ 166.80
EFT22364	11/02/2026	GRAIN GROWERS AUSTRALIA	CUSTOMER REFUND	\$ 30.00
EFT22365	11/02/2026	GREENWAY TURF SOLUTIONS	FERTILISER FOR APEX PARK, SOIL TESTING - SPORTS OVALS	\$ 1,171.50
EFT22366	11/02/2026	INSTANT WEIGHING	BENDERING WEIGHBRIDGE REPAIRS	\$ 8,395.60
EFT22367	11/02/2026	LG BEST PRACTICES PTY LTD	SIMPLIFYING LOCAL GOVERNMENT FINANCE - STAFF REGISTRATIONS	\$ 3,080.00
EFT22368	11/02/2026	MALLEE TREE CAFE & GALLERY	REFRESHMENTS AND CATERING	\$ 300.00
EFT22369	11/02/2026	MOORE AUSTRALIA W A PTY LTD	2026 BUDGET WORKSHOP - STAFF REGISTRATIONS	\$ 2,376.00
EFT22370	11/02/2026	NEU-TECH AUTO ELECTRICS, TYRES & MECHANICAL	PLANT PARTS - BILBARIN FIRE TRUCK	\$ 374.00
EFT22371	11/02/2026	REYNOLDS, JOHN JAMES	STAFF REIMBURSEMENT	\$ 45.00
EFT22372	11/02/2026	ROTARY CLUB OF CORRIGIN	COUNCIL DONATION FOR COOKING OF 2026 AUSTRALIA DAY BREAKFAST	\$ 500.00
EFT22373	11/02/2026	RURAL TREES SERVICES	TREE REMOVAL - CEMETERY, CORRIGIN TOWNSITE	\$ 3,187.80
EFT22374	11/02/2026	SHERRIN RENTALS	PLANT HIRE - PADFOOT ROLLER	\$ 4,735.50
EFT22375	11/02/2026	SIGMA TELFORD GROUP	POOL CHEMICALS, CHEMIGEM VALVES	\$ 1,877.37
EFT22376	11/02/2026	TEAM GLOBAL EXPRESS - TOLL GLOBAL	FREIGHT CHARGES	\$ 106.51
EFT22377	11/02/2026	THE BUTCHERS BLOCK	REFRESHMENTS AND CATERING SUPPLIES	\$ 399.25
EFT22378	11/02/2026	THOR EARTH PLANT HIRE	CONCRETE REPAIR OF PRACTICE CRICKET WICKET, PLANT HIRE - WATER TRUCK	\$ 17,556.00
EFT22379	11/02/2026	WA CONTRACT RANGER SERVICES	RANGER SERVICES - ANIMAL CONTROL	\$ 779.63
EFT22380	11/02/2026	WARDA KADAK TRAFFIC SERVICES PTY LTD	TRAFFIC MANAGEMENT SERVICES	\$ 10,513.26
EFT22381	11/02/2026	WICKEPIN MOTORS	PLANT REPAIRS - COMMUNITY BUS	\$ 500.00
EFT22382	11/02/2026	WILSONS SIGN SOLUTIONS	CITIZEN OF THE YEAR HONOUR BOARD UPDATES	\$ 115.50
EFT22383	19/02/2026	ART GROUP	CUSTOMER REFUND	\$ 2,601.50
EFT22384	19/02/2026	AUSSIE CAMPFIRE KITCHENS	FIRE PITS AND ACCESSORIES FOR GORGE ROCK	\$ 3,400.68
EFT22385	19/02/2026	AVON WASTE	RUBBISH COLLECTION FOR JANUARY 2026	\$ 23,061.97
EFT22386	19/02/2026	B G L SOLUTIONS	VERTI-DRAIN APEX PARK, MAIN OVAL	\$ 6,093.56
EFT22387	19/02/2026	BOWDEN WELDING PTY LTD	PLANT REPAIRS - BBQ TRAILER	\$ 4,964.30
EFT22388	19/02/2026	BROWNLEY'S PLUMBING & GAS	PLUMBING SERVICES - VARIOUS SHIRE RESIDENCES	\$ 3,707.00
EFT22389	19/02/2026	BULLARING FARMS	15,000 CUBIC METRES OF GRAVEL	\$ 16,500.00
EFT22390	19/02/2026	CORRIGIN CARAVAN PARK - RICK BUTTON & RHYS WALSH	GAS BOTTLES FOR SWIMMING POOL	\$ 400.00
EFT22391	19/02/2026	CORRIGIN OFFICE SUPPLIES	STATIONERY SUPPLIES FOR JANUARY 2026	\$ 369.44
EFT22392	19/02/2026	CORRIGIN TYREPOWER	PLANT REPAIRS - SIDE TIPPER TRAILER, HOLDEN COLORADO	\$ 1,950.00
EFT22393	19/02/2026	CORSIGN WA PTY LTD	SIGNS - WATER FOR FIRE EMERGENCY ONLY	\$ 129.80
EFT22394	19/02/2026	GREAT SOUTHERN FUEL SUPPLIES	20 LITRES OF TRUCK WASH	\$ 280.65
EFT22395	19/02/2026	HADDEO INFRASTRUCTURE AGRICULTURE PTY LTD	CONSULTANCY SERVICES - VARIOUS ROAD PROJECTS	\$ 880.00
EFT22396	19/02/2026	HERSEY'S SAFETY PTY LTD	STAFF UNIFORMS, SAFETY SUPPLIES	\$ 689.70
EFT22397	19/02/2026	HIND'S GROUP - HIND'S TRANSPORT SERVICES	22 CUBIC METRES OF LAWN MIX	\$ 3,600.96
EFT22398	19/02/2026	KATEMS SUPERMARKET	REFRESHMENTS AND CATERING SUPPLIES FOR JANUARY 2026	\$ 678.13

SCHEDULE OF ACCOUNTS PAID FOR THE MONTH OF FEBRUARY 2026

EFT22399	19/02/2026	LOCAL GOVERNMENT PROFESSIONALS AUSTRALIA WA	FINANCE PROFESSIONALS CONFERENCE 2026 - STAFF REGISTRATIONS	\$	3,570.00
EFT22400	19/02/2026	MARKETFORCE - OMNICOM MEDIA	ADVERTISING - DISPOSAL OF PROPERTY	\$	338.13
EFT22401	19/02/2026	MCLEODS LAWYERS	PREPERATION OF DRAFT LEASE FOR CONTAINERS FOR CHANGE FACILITY	\$	1,264.18
EFT22402	19/02/2026	MY SAFETY BUDDY	WEARABLE DURESS BUTTONS	\$	182.00
EFT22403	19/02/2026	NEU-TECH AUTO ELECTRICS, TYRES & MECHANICAL	PLANT SERVICE AND REPAIRS - MAZDA CX-5, CREW CAB TRUCK	\$	592.46
EFT22404	19/02/2026	PERTH BETTER HOMES	SWIMMING POOL SHADE SAIL REPLACEMENT AND REPAIRS	\$	6,396.50
EFT22405	19/02/2026	POOL & PUMP SERVICE & REPAIRS PTY LTD	SWIMMING POOL PLANT SERVICE AND REPAIRS	\$	4,658.50
EFT22406	19/02/2026	PORTER CONSULTING ENGINEERS	CONSULTANCY SERVICES - VARIOUS ROAD PROJECTS	\$	19,016.25
EFT22407	19/02/2026	TREMAR CONTRACTING	PUMP OUT CREC GREASE TRAPS, PUMP OUT GORGE ROCK TOILETS, REPAIR POOL GATE	\$	1,182.50
EFT22408	19/02/2026	WARDA KADAK TRAFFIC SERVICES PTY LTD	TRAFFIC MANAGEMENT SERVICES	\$	10,506.38
EFT22409	19/02/2026	WESTERN AUSTRALIAN ELECTORAL COMMISSION	LOCAL GOVERNMENT ELECTION SERVICES 2025	\$	4,306.21
EFT22410	19/02/2026	CHILD SUPPORT AGENCY	PAYROLL DEDUCTIONS	\$	169.19
EFT22411	19/02/2026	CORRIGIN SHIRE WORKERS SOCIAL CLUB	PAYROLL DEDUCTIONS	\$	140.00
EFT22412	19/02/2026	SALARY PACKAGING AUSTRALIA	SALARY PACKAGING PAYROLL DEDUCTION	\$	409.63
EFT22413	26/02/2026	BOWDEN WELDING PTY LTD	PLANT REPAIRS - RUBBISH TRAILERS	\$	3,997.24
EFT22414	26/02/2026	CITY OF KALAMUNDA	BUILDING SERVICES FOR DECEMBER 2025	\$	316.67
EFT22415	26/02/2026	HADDEO INFRASTRUCTURE AGRICULTURE PTY LTD	CONSULTANCY SERVICES - VARIOUS ROAD PROJECTS	\$	1,485.00
EFT22416	26/02/2026	JA GIMBEL PAINTING	PAINTING SERVICES - WINDMILL BUILDING	\$	1,083.50
EFT22417	26/02/2026	JORJA LEWIS	CUSTOMER REFUND	\$	1,425.00
EFT22418	26/02/2026	M2 TECHNOLOGY GROUP PTY LTD (M2 ON HOLD)	ON HOLD TELEPHONE SUBSCRIPTION FOR FEBRUARY 2026	\$	110.00
EFT22419	26/02/2026	MCPEST PEST CONTROL	EXTERNAL PEST CONTROL SPRAY TO SHIRE BUILDINGS	\$	4,477.00
EFT22420	26/02/2026	NEU-TECH AUTO ELECTRICS, TYRES & MECHANICAL	PLANT SERVICE - TOYOTA PRADO	\$	479.71
EFT22421	26/02/2026	NORTHAM CARPET COURT	CARPET - 15 MCANDREW AVENUE, CARPET AND BLINDS - 1 SPANNEY STREET	\$	16,460.00
EFT22422	26/02/2026	PATHWEST LABORATORY MEDICINE W.A.	PRE-EMPLOYMENT DRUG AND ALCOHOL SCREENING	\$	49.50
EFT22423	26/02/2026	SHERRIN RENTALS	PLANT HIRE - PADFOOT ROLLER	\$	2,079.00
EFT22424	26/02/2026	SUPAGAS PTY LIMITED	RESIDENTIAL CONTAINER SERVICE CHARGE - 36C JOSE STREET, 11 COURBOULES CRESCENT	\$	148.50
EFT22425	26/02/2026	TELSTRA LIMITED	PHONE AND INTERNET CHARGES	\$	703.57
EFT22426	26/02/2026	THOR EARTH PLANT HIRE	PLANT HIRE - WATER TRUCK	\$	10,384.00
EFT22427	26/02/2026	TRUCK CENTRE (WA) PTY LTD	PLANT REPAIRS - PRIME MOVER	\$	8,946.64
EFT22428	26/02/2026	WA CONTRACT RANGER SERVICES	RANGER SERVICES - ANIMAL CONTROL	\$	1,039.50
EFT22429	26/02/2026	WA LOCAL GOVERNMENT ASSOCIATION (WALGA)	WALGA TRAINING - COUNCILLOR REGISTRATIONS	\$	2,640.00
EFT22430	26/02/2026	WARDA KADAK TRAFFIC SERVICES PTY LTD	TRAFFIC MANAGEMENT SERVICES	\$	16,787.94
				TOTAL EFT PAYMENTS	\$ 402,539.90

DIRECT DEBIT PAYMENTS

DD #	DATE	NAME	DESCRIPTION	AMOUNT
DD18392.1	02/02/2026	WATER CORPORATION OF WA	WATER CHARGES	\$ 2,066.24
DD18483.1	02/02/2026	NATIONAL AUSTRALIA BANK	CREDIT CARD PAYMENT	\$ 121.20
DD18373.1	04/02/2026	AWARE SUPER	SUPERANNUATION CONTRIBUTIONS	\$ 10,929.36
DD18373.2	04/02/2026	HOSTPLUS SUPERANNUATION FUND	SUPERANNUATION CONTRIBUTIONS	\$ 320.39

SCHEDULE OF ACCOUNTS PAID FOR THE MONTH OF FEBRUARY 2026

DD18373.3	04/02/2026	CATHOLIC SUPER	SUPERANNUATION CONTRIBUTIONS	\$	1,603.77
DD18373.4	04/02/2026	AUSTRALIAN SUPER	SUPERANNUATION CONTRIBUTIONS	\$	2,028.39
DD18373.5	04/02/2026	REST SUPERANNUATION	SUPERANNUATION CONTRIBUTIONS	\$	532.30
DD18373.6	04/02/2026	TELSTRA SUPERANNUATION SCHEME	SUPERANNUATION CONTRIBUTIONS	\$	309.74
DD18419.1	04/02/2026	SYNERGY	ELECTRICITY CHARGES	\$	7,824.69
DD18420.1	04/02/2026	SYNERGY	ELECTRICITY CHARGES	\$	3,399.95
DD18357.1	05/02/2026	SYNERGY	ELECTRICITY CHARGES	\$	125.40
DD18358.1	06/02/2026	SYNERGY	ELECTRICITY CHARGES	\$	323.11
DD18390.1	06/02/2026	WATER CORPORATION OF WA	WATER CHARGES	\$	1,767.27
DD18406.1	06/02/2026	WATER CORPORATION OF WA	WATER CHARGES	\$	265.63
DD18395.1	09/02/2026	SYNERGY	ELECTRICITY CHARGES	\$	731.18
DD18409.1	10/02/2026	SYNERGY	ELECTRICITY CHARGES	\$	914.78
DD18410.1	11/02/2026	WATER CORPORATION OF WA	WATER CHARGES	\$	4,001.37
DD18421.1	13/02/2026	SYNERGY	ELECTRICITY CHARGES	\$	49.47
DD18396.1	16/02/2026	SYNERGY	ELECTRICITY CHARGES	\$	206.65
DD18397.1	17/02/2026	SYNERGY	ELECTRICITY CHARGES	\$	11,089.43
DD18442.1	18/02/2026	AWARE SUPER	SUPERANNUATION CONTRIBUTIONS	\$	11,357.16
DD18442.2	18/02/2026	HOSTPLUS SUPERANNUATION FUND	SUPERANNUATION CONTRIBUTIONS	\$	607.03
DD18442.3	18/02/2026	CATHOLIC SUPER	SUPERANNUATION CONTRIBUTIONS	\$	1,598.70
DD18442.4	18/02/2026	AUSTRALIAN SUPER	SUPERANNUATION CONTRIBUTIONS	\$	2,261.85
DD18442.5	18/02/2026	REST SUPERANNUATION	SUPERANNUATION CONTRIBUTIONS	\$	532.30
DD18442.6	18/02/2026	TELSTRA SUPERANNUATION SCHEME	SUPERANNUATION CONTRIBUTIONS	\$	309.74
DD18412.1	25/02/2026	SYNERGY	ELECTRICITY CHARGES	\$	4,558.16
DD18413.1	25/02/2026	SYNERGY	ELECTRICITY CHARGES	\$	74.31
DD18411.1	26/02/2026	WATER CORPORATION OF WA	WATER CHARGES	\$	1,510.23
				TOTAL DIRECT DEBIT PAYMENTS	\$ 71,419.80

EFT PAYROLL PAYMENTS

PPE #	DATE	NAME	DESCRIPTION	AMOUNT	
PPE040226	05/02/2026	PAYROLL	FORTNIGHTLY PAYROLL PAYMENT TO EMPLOYEES	\$ 74,373.74	
PPE180226	19/02/2026	PAYROLL	FORTNIGHTLY PAYROLL PAYMENT TO EMPLOYEES	\$ 76,174.35	
				TOTAL EFT PAYROLL PAYMENTS	\$ 150,548.09

MUNICIPAL ACCOUNT - TOTAL PAYMENTS \$ 624,507.79

TRUST ACCOUNT

EFT PAYMENTS

EFT #	DATE	NAME	DESCRIPTION	AMOUNT
EFT22321	05/02/2026	PUBLIC TRANSPORT AUTHORITY	TRANSWA TICKET SALES FOR JANUARY 2026	\$ 2.90

SCHEDULE OF ACCOUNTS PAID FOR THE MONTH OF FEBRUARY 2026

EFT22322	05/02/2026	SHIRE OF CORRIGIN - MUNICIPAL	TRANSWA TICKET COMMISSIONS FOR JANUARY 2026	\$	3.75
EFT22431	26/02/2026	CORRIGIN GOLF CLUB	CORRIGIN COMMUNITY DEVELOPMENT FUND DONATION - GOLF CLUB RENOVATIONS	\$	5,000.00
EFT22432	26/02/2026	CORRIGIN HISTORICAL SOCIETY (INC)	CORRIGIN COMMUNITY DEVELOPMENT FUND DONATION - DUSTY BOOTS FESTIVAL	\$	2,000.00
				TOTAL EFT PAYMENTS	\$ 7,006.65

TRUST ACCOUNT - TOTAL PAYMENTS \$ 7,006.65

LICENSING TRUST ACCOUNT

DIRECT DEBIT PAYMENTS

DD #	DATE	NAME	DESCRIPTION	AMOUNT	
DD18347.1	02/02/2026	DEPT OF TRANSPORT AND MAJOR INFRASTRUCTURE	DOT DIRECT DEBIT FOR LICENSING TRANSACTIONS	\$ 1,470.40	
DD18349.1	02/02/2026	DEPT OF TRANSPORT AND MAJOR INFRASTRUCTURE	DOT DIRECT DEBIT FOR LICENSING TRANSACTIONS	\$ 2,023.90	
DD18371.1	04/02/2026	DEPT OF TRANSPORT AND MAJOR INFRASTRUCTURE	DOT DIRECT DEBIT FOR LICENSING TRANSACTIONS	\$ 812.95	
DD18376.1	05/02/2026	DEPT OF TRANSPORT AND MAJOR INFRASTRUCTURE	DOT DIRECT DEBIT FOR LICENSING TRANSACTIONS	\$ 842.60	
DD18385.1	06/02/2026	DEPT OF TRANSPORT AND MAJOR INFRASTRUCTURE	DOT DIRECT DEBIT FOR LICENSING TRANSACTIONS	\$ 34.25	
DD18394.1	09/02/2026	DEPT OF TRANSPORT AND MAJOR INFRASTRUCTURE	DOT DIRECT DEBIT FOR LICENSING TRANSACTIONS	\$ 790.00	
DD18405.1	10/02/2026	DEPT OF TRANSPORT AND MAJOR INFRASTRUCTURE	DOT DIRECT DEBIT FOR LICENSING TRANSACTIONS	\$ 2,827.50	
DD18430.1	12/02/2026	DEPT OF TRANSPORT AND MAJOR INFRASTRUCTURE	DOT DIRECT DEBIT FOR LICENSING TRANSACTIONS	\$ 1,862.60	
DD18432.1	13/02/2026	DEPT OF TRANSPORT AND MAJOR INFRASTRUCTURE	DOT DIRECT DEBIT FOR LICENSING TRANSACTIONS	\$ 929.35	
DD18434.1	16/02/2026	DEPT OF TRANSPORT AND MAJOR INFRASTRUCTURE	DOT DIRECT DEBIT FOR LICENSING TRANSACTIONS	\$ 206.00	
DD18436.1	17/02/2026	DEPT OF TRANSPORT AND MAJOR INFRASTRUCTURE	DOT DIRECT DEBIT FOR LICENSING TRANSACTIONS	\$ 1,212.15	
DD18440.1	18/02/2026	DEPT OF TRANSPORT AND MAJOR INFRASTRUCTURE	DOT DIRECT DEBIT FOR LICENSING TRANSACTIONS	\$ 1,977.35	
DD18446.1	19/02/2026	DEPT OF TRANSPORT AND MAJOR INFRASTRUCTURE	DOT DIRECT DEBIT FOR LICENSING TRANSACTIONS	\$ 10,973.60	
DD18448.1	20/02/2026	DEPT OF TRANSPORT AND MAJOR INFRASTRUCTURE	DOT DIRECT DEBIT FOR LICENSING TRANSACTIONS	\$ 2,032.40	
DD18462.1	24/02/2026	DEPT OF TRANSPORT AND MAJOR INFRASTRUCTURE	DOT DIRECT DEBIT FOR LICENSING TRANSACTIONS	\$ 76.70	
DD18464.1	25/02/2026	DEPT OF TRANSPORT AND MAJOR INFRASTRUCTURE	DOT DIRECT DEBIT FOR LICENSING TRANSACTIONS	\$ 1,558.30	
DD18466.1	26/02/2026	DEPT OF TRANSPORT AND MAJOR INFRASTRUCTURE	DOT DIRECT DEBIT FOR LICENSING TRANSACTIONS	\$ 272.50	
DD18468.1	27/02/2026	DEPT OF TRANSPORT AND MAJOR INFRASTRUCTURE	DOT DIRECT DEBIT FOR LICENSING TRANSACTIONS	\$ 709.90	
				TOTAL DIRECT DEBIT PAYMENTS	\$ 30,612.45

LICENSING TRUST ACCOUNT - TOTAL PAYMENTS \$ 30,612.45

TOTAL MUNICIPAL ACCOUNT PAYMENTS	\$ 624,507.79
TOTAL TRUST ACCOUNT PAYMENTS	\$ 7,006.65
TOTAL EDNA STEVENSON TRUST ACCOUNT PAYMENTS	\$ -
TOTAL LICENSING TRUST ACCOUNT PAYMENTS	\$ 30,612.45

TOTAL OF ALL ACCOUNT PAYMENTS \$ 662,126.89

SCHEDULE OF ACCOUNTS PAID FOR THE MONTH OF FEBRUARY 2026

CREDIT CARD PURCHASES

DATE	NAME	DESCRIPTION	AMOUNT
07/01/2026	WESTERN POWER	OVERSIZE LOADS PERMIT APPLICATION	\$ 121.20
TOTAL CREDIT CARD PURCHASES			<u>\$ 121.20</u>

FUEL CARD PURCHASES

DATE	NAME	DESCRIPTION	AMOUNT
31/12/2025	ADMINISTRATION VEHICLE - CR1	FUEL CARD PURCHASES FOR DECEMBER 2025	\$ 556.15
31/12/2025	ADMINISTRATION VEHICLE - 2CR	FUEL CARD PURCHASES FOR DECEMBER 2025	\$ 376.15
31/12/2025	WORKS AND SERVICES VEHICLE - 1CR	FUEL CARD PURCHASES FOR DECEMBER 2025	\$ 405.76
31/12/2025	MEDICAL SERVICES VEHICLE - CR1000	FUEL CARD PURCHASES FOR DECEMBER 2025	\$ 527.32
31/12/2025	ROE HEALTH VEHICLE - 4CR	FUEL CARD PURCHASES FOR DECEMBER 2025	\$ 1,393.64
31/12/2025	BUSHFIRE BRIGADE VEHICLE - CENTRAL	FUEL CARD PURCHASES FOR DECEMBER 2025	\$ 246.79
31/12/2025	BUSHFIRE BRIGADE VEHICLE - BILBARIN	FUEL CARD PURCHASES FOR DECEMBER 2025	\$ 65.11
TOTAL FUEL CARD PURCHASES			<u>\$ 3,570.92</u>



MONTHLY FINANCIAL REPORT
(Containing the required statement of financial activity and statement of financial position)
For the period ended 28 February 2026

LOCAL GOVERNMENT ACT 1995
LOCAL GOVERNMENT (FINANCIAL MANAGEMENT) REGULATIONS 1996

TABLE OF CONTENTS

Statement of financial activity	2
Statement of financial position	3
Note 1 Basis of preparation	4
Note 2 Net current assets information	5
Note 3 Explanation of variances	6

SHIRE OF CORRIGIN
STATEMENT OF FINANCIAL ACTIVITY
FOR THE PERIOD ENDED 28 FEBRUARY 2026

	Adopted Budget Estimates (a) \$	YTD Budget Estimates (b) \$	YTD Actual (c) \$	Variance* \$ (c) - (b) \$	Variance* % ((c) - (b))/(b) %	Var.
OPERATING ACTIVITIES						
Revenue from operating activities						
General rates	3,185,550	3,183,878	3,185,538	1,660	0.05%	
Rates excluding general rates	98,446	98,446	98,446	0	0.00%	
Grants, subsidies and contributions	1,543,011	1,215,820	1,314,927	99,107	8.15%	
Fees and charges	843,808	597,460	563,663	(33,797)	(5.66%)	
Interest revenue	283,990	53,457	44,896	(8,561)	(16.01%)	
Other revenue	261,461	149,372	308,739	159,367	106.69%	▲
Profit on asset disposals	218,867	94,528	0	(94,528)	(100.00%)	▼
	6,435,133	5,392,961	5,516,209	123,248	2.29%	
Expenditure from operating activities						
Employee costs	(3,045,931)	(2,030,338)	(1,722,766)	307,572	15.15%	▲
Materials and contracts	(2,500,851)	(1,654,421)	(1,280,718)	373,703	22.59%	▲
Utility charges	(374,880)	(249,640)	(203,606)	46,034	18.44%	▲
Depreciation	(4,714,278)	(3,142,464)	(3,023,226)	119,238	3.79%	
Finance costs	(51,087)	(25,544)	(26,137)	(593)	(2.32%)	
Insurance	(346,106)	(346,076)	(311,558)	34,518	9.97%	
Other expenditure	(216,439)	(118,026)	(121,879)	(3,853)	(3.26%)	
Loss on asset disposals	(235,609)	(225,735)	(29,561)	196,174	86.90%	▲
	(11,485,181)	(7,792,244)	(6,719,451)	1,072,793	13.77%	
Non cash amounts excluded from operating activities	2(c) 4,714,322	3,273,671	3,052,787	(220,884)	(6.75%)	
Amount attributable to operating activities	(335,726)	874,388	1,849,545	975,157	111.52%	
INVESTING ACTIVITIES						
Inflows from investing activities						
Proceeds from capital grants, subsidies and contributions	1,545,354	790,042	405,780	(384,262)	(48.64%)	▼
Proceeds from disposal of assets	547,000	85,000	85,000	0	0.00%	
Proceeds on disposal of financial assets at fair values through other comprehensive income	167,080	0	0	0	0.00%	
	2,259,434	875,042	490,780	(384,262)	(43.91%)	
Outflows from investing activities						
Payments for non-current land held for resale	0	0	310,000	310,000	0.00%	
Acquisition of property, plant and equipment	(2,252,500)	(1,850,250)	(534,775)	1,315,475	71.10%	▲
Acquisition of infrastructure	(3,061,509)	(1,850,754)	(1,444,313)	406,441	21.96%	▲
	(5,314,009)	(3,701,004)	(1,669,088)	2,031,916	54.90%	
Non-cash amounts excluded from investing activities	2(d) (1,444)	0	0	0	0.00%	
Amount attributable to investing activities	(3,056,019)	(2,825,962)	(1,178,308)	1,647,654	58.30%	
FINANCING ACTIVITIES						
Inflows from financing activities						
Transfer from reserves	234,660	0	183,078	183,078	0.00%	
	234,660	0	183,078	183,078	0.00%	
Outflows from financing activities						
Repayment of borrowings	(103,465)	(51,140)	(51,140)	0	0.00%	
Transfer to reserves	(427,708)	0	0	0	0.00%	
	(531,173)	(51,140)	(51,140)	0	0.00%	
Amount attributable to financing activities	(296,513)	(51,140)	131,938	183,078	357.99%	
MOVEMENT IN SURPLUS OR DEFICIT						
Surplus or deficit at the start of the financial year	2(a) 3,688,258	3,688,258	3,886,924	198,666	5.39%	
Amount attributable to operating activities	(335,726)	874,388	1,849,545	975,157	111.52%	▲
Amount attributable to investing activities	(3,056,019)	(2,825,962)	(1,178,308)	1,647,654	58.30%	▲
Amount attributable to financing activities	(296,513)	(51,140)	131,938	183,078	357.99%	▲
Surplus or deficit after imposition of general rates	0	1,685,544	4,690,099	3,004,555	178.25%	▲

KEY INFORMATION

- ▲▼ Indicates a variance between Year to Date (YTD) Budget and YTD Actual data outside the adopted materiality threshold.
 - ▲ Indicates a variance with a positive impact on the financial position.
 - ▼ Indicates a variance with a negative impact on the financial position.
- Refer to Note 3 for an explanation of the reasons for the variance.

This statement is to be read in conjunction with the accompanying notes.

**SHIRE OF CORRIGIN
STATEMENT OF FINANCIAL POSITION
FOR THE PERIOD ENDED 28 FEBRUARY 2026**

	Actual 30 June 2025	Actual as at 28 February 2026
	\$	\$
CURRENT ASSETS		
Cash and cash equivalents	3,915,716	4,432,763
Trade and other receivables	194,271	422,313
Other financial assets	4,259,215	4,259,215
Inventories	167,803	125,858
Contract assets	297,762	0
Other assets	1,272	31,107
TOTAL CURRENT ASSETS	8,836,039	9,271,256
NON-CURRENT ASSETS		
Trade and other receivables	17,197	17,197
Other financial assets	79,620	79,620
Inventories	1,045,000	735,000
Investment in associate	41,554	41,554
Property, plant and equipment	34,553,917	34,212,759
Infrastructure	171,715,780	170,898,240
TOTAL NON-CURRENT ASSETS	207,453,068	205,984,370
TOTAL ASSETS	216,289,107	215,255,626
CURRENT LIABILITIES		
Trade and other payables	319,963	143,709
Other liabilities	35,706	27,080
Borrowings	103,466	52,326
Employee related provisions	374,081	374,081
TOTAL CURRENT LIABILITIES	833,216	597,196
NON-CURRENT LIABILITIES		
Borrowings	1,023,119	1,023,119
Employee related provisions	54,612	54,612
TOTAL NON-CURRENT LIABILITIES	1,077,731	1,077,731
TOTAL LIABILITIES	1,910,947	1,674,927
NET ASSETS	214,378,160	213,580,699
EQUITY		
Retained surplus	34,343,148	33,728,765
Reserve accounts	4,450,533	4,267,455
Revaluation surplus	175,584,479	175,584,479
TOTAL EQUITY	214,378,160	213,580,699

This statement is to be read in conjunction with the accompanying notes.

SHIRE OF CORRIGIN
NOTES TO THE STATEMENT OF FINANCIAL ACTIVITY
FOR THE PERIOD ENDED 28 FEBRUARY 2026

1 BASIS OF PREPARATION AND MATERIAL ACCOUNTING POLICIES

BASIS OF PREPARATION

This prescribed financial report has been prepared in accordance with the *Local Government Act 1995* and accompanying regulations.

Local Government Act 1995 requirements

Section 6.4(2) of the *Local Government Act 1995* read with the *Local Government (Financial Management) Regulations 1996*, prescribe that the financial report be prepared in accordance with the *Local Government Act 1995* and, to the extent that they are not inconsistent with the Act, the Australian Accounting Standards. The Australian Accounting Standards (as they apply to local governments and not-for-profit entities) and Interpretations of the Australian Accounting Standards Board were applied where no inconsistencies exist.

The *Local Government (Financial Management) Regulations 1996* specify that vested land is a right-of-use asset to be measured at cost, and is considered a zero cost concessionary lease. All right-of-use assets under zero cost concessionary leases are measured at zero cost rather than at fair value, except for vested improvements on concessionary land leases such as roads, buildings or other infrastructure which continue to be reported at fair value, as opposed to the vested land which is measured at zero cost. The measurement of vested improvements at fair value is a departure from AASB 16 which would have required the Shire to measure any vested improvements at zero cost.

Local Government (Financial Management) Regulations 1996, regulation 34 prescribes contents of the financial report. Supplementary information does not form part of the financial report.

Accounting policies which have been adopted in the preparation of this financial report have been consistently applied unless stated otherwise. Except for cash flow and rate setting information, the financial report has been prepared on the accrual basis and is based on historical costs, modified, where applicable, by the measurement at fair value of selected non-current assets, financial assets and liabilities.

PREPARATION TIMING AND REVIEW

Date prepared: All known transactions up to 10 March 2026

THE LOCAL GOVERNMENT REPORTING ENTITY

All funds through which the Shire controls resources to carry on its functions have been included in the financial statements forming part of this financial report.

All monies held in the Trust Fund are excluded from the financial statements.

MATERIAL ACCOUNTING POLICIES

Material accounting policies utilised in the preparation of these statements are as described within the 2024-25 Annual Budget. Please refer to the adopted budget document for details of these policies.

Critical accounting estimates and judgements

The preparation of a financial report in conformity with Australian Accounting Standards requires management to make judgements, estimates and assumptions that effect the application of policies and reported amounts of assets and liabilities, income and expenses.

The estimates and associated assumptions are based on historical experience and various other factors believed to be reasonable under the circumstances; the results of which form the basis of making the judgements about carrying values of assets and liabilities that are not readily apparent from other sources. Actual results may differ from these estimates.

As with all estimates, the use of different assumptions could lead to material changes in the amounts reported in the financial report.

The following are estimates and assumptions that have a significant risk of causing a material adjustment to the carrying amounts of assets and liabilities within the next financial year and further information on their nature and impact can be found in the relevant note:

- Fair value measurement of assets carried at reportable value including:
 - Property, plant and equipment
 - Infrastructure
- Impairment losses of non-financial assets
- Expected credit losses on financial assets
- Measurement of employee benefits

SHIRE OF CORRIGIN
NOTES TO THE STATEMENT OF FINANCIAL ACTIVITY
FOR THE PERIOD ENDED 28 FEBRUARY 2026

2 NET CURRENT ASSETS INFORMATION

	Adopted Budget Opening	Actual as at	Actual as at
(a) Net current assets used in the Statement of Financial Activity	1 July 2025	30 June 2025	28 February 2026
Note	\$	\$	\$
Current assets			
Cash and cash equivalents	589,909	3,915,716	4,432,763
Trade and other receivables	68,435	194,271	422,313
Other financial assets	4,452,263	4,259,215	4,259,215
Inventories	77,240	167,803	125,858
Contract assets	0	297,762	0
Other assets	33,872	1,272	31,107
	5,221,719	8,836,039	9,271,256
Less: current liabilities			
Trade and other payables	(137,850)	(319,963)	(143,709)
Other liabilities	(36,154)	(35,706)	(27,080)
Borrowings		(103,466)	(52,326)
Employee related provisions	(345,400)	(374,081)	(374,081)
Other provisions	(57,292)	0	0
	(576,696)	(833,216)	(597,196)
Net current assets	4,645,023	8,002,823	8,674,060
Less: Total adjustments to net current assets	2(b) (4,645,023)	(4,115,899)	(3,983,961)
Closing funding surplus / (deficit)	0	3,886,924	4,690,099
(b) Current assets and liabilities excluded from budgeted deficiency			
Adjustments to net current assets			
Less: Reserve accounts	(4,643,581)	(4,450,533)	(4,267,455)
Less: Current assets not expected to be received at end of year			
- Rates receivable	36,154	0	0
Add: Current liabilities not expected to be cleared at the end of the year			
- Current portion of borrowings	0	103,466	52,326
- Current portion of unspent capital grants held in reserve	(37,596)	0	0
- Current portion of employee benefit provisions held in reserve	0	231,168	231,168
Total adjustments to net current assets	2(a) (4,645,023)	(4,115,899)	(3,983,961)
	Adopted Budget Estimates	YTD Budget Estimates	YTD Actual
	30 June 2026	28 February 2026	28 February 2026
	\$	\$	\$
(c) Non-cash amounts excluded from operating activities			
Adjustments to operating activities			
Less: Profit on asset disposals	(218,867)	(94,528)	0
Add: Loss on asset disposals	235,609	225,735	29,561
Add: Depreciation	4,714,278	3,142,464	3,023,226
Non-cash movements in non-current assets and liabilities:			
- Employee provisions	(16,698)	0	0
Total non-cash amounts excluded from operating activities	4,714,322	3,273,671	3,052,787
(d) Non-cash amounts excluded from investing activities			
Adjustments to investing activities			
Movement in current unspent capital grants associated with restricted cash	(1,444)	0	0
Total non-cash amounts excluded from investing activities	(1,444)	0	0

CURRENT AND NON-CURRENT CLASSIFICATION

In the determination of whether an asset or liability is current or non-current, consideration is given to the time when each asset or liability is expected to be settled. Unless otherwise stated assets or liabilities are classified as current if expected to be settled within the next 12 months, being the local governments' operational cycle.

**SHIRE OF CORRIGIN
NOTES TO THE STATEMENT OF FINANCIAL ACTIVITY
FOR THE PERIOD ENDED 28 FEBRUARY 2026**

3 EXPLANATION OF MATERIAL VARIANCES

The material variance thresholds are adopted annually by Council as an indicator of whether the actual expenditure or revenue varies from the year to date actual materially.

The material variance adopted by Council for the 2025-26 year is \$10,000 and 10.00% whichever is the greater.

Description	Var. \$	Var. %	
	\$	%	
Revenue from operating activities			
Other revenue	159,367	106.69%	▲
This variance is related to the sale of extra Granite Rise Blocks, have sold more than anticipated.			
Profit on asset disposals	(94,528)	(100.00%)	▼
Sale of various asset still to be completed, some sold early March, others to finalised before 30 June.			
Expenditure from operating activities			
Employee costs	307,572	15.15%	▲
Employee costs are below the anticipated budget across all programs, this is due to various position not being filled.			
Materials and contracts	373,703	22.59%	▲
This is a timing issues of invoices, due to the Christmas and New Years Shut down and unavailability of contractors.			
Utility charges	46,034	18.44%	▲
Timing issues of various utility charges still to be invoiced and paid.			
Loss on asset disposals	196,174	86.90%	▲
Sale of various asset still to be completed, some sold early March, others to finalised before 30 June.			
Inflows from investing activities			
Proceeds from capital grants, subsidies and contributions	(384,262)	(48.64%)	▼
This is a timing variance related capital grants not received yet.			
Outflows from investing activities			
Acquisition of property, plant and equipment	1,315,475	71.10%	▲
This is a timing variance in expenditure on Capital purchases, as quotes are still being called on various projects.			
Acquisition of infrastructure	406,441	21.96%	▲
This is a timing variance in was anticipated that a portion of the Retic project would to be paid and finalised in January.			
Surplus or deficit after imposition of general rates	3,004,555	178.25%	▲
As described above			

SHIRE OF CORRIGIN
SUPPLEMENTARY INFORMATION

TABLE OF CONTENTS

1	Op Grants	1
2	Non Op Grants	6
3	Graph Info Budgets	11
4	Key information	16
5	Key information - graphical	17
6	Cash and financial assets	18
7	Reserve accounts	19
8	Capital acquisitions	20
9	Disposal of assets	22
10	Receivables	23
11	Other current assets	24
12	Payables	25
13	Borrowings	26
14	Other current liabilities	27
15	Grants and contributions	28
16	Capital grants and contributions	29
17	Trust fund	30

BASIS OF PREPARATION - SUPPLEMENTARY INFORMATION

Supplementary information is presented for information purposes. The information does not comply with the disclosure requirements of the Australian Accounting Standards.

SHIRE OF CORRIGIN
 SUPPLEMENTARY INFORMATION
 FOR THE PERIOD ENDED 28 FEBRUARY 2026

1 KEY INFORMATION

Funding Surplus or Deficit Components

Funding surplus / (deficit)				
	Adopted Budget	YTD Budget (a)	YTD Actual (b)	Var. \$ (b)-(a)
Opening	\$3.69 M	\$3.69 M	\$3.89 M	\$0.20 M
Closing	\$0.00 M	\$1.69 M	\$4.69 M	\$3.00 M

Refer to Statement of Financial Activity

Cash and cash equivalents		
	\$8.69 M	% of total
Unrestricted Cash	\$4.42 M	50.9%
Restricted Cash	\$4.27 M	49.1%

Refer to 3 - Cash and Financial Assets

Payables	
	\$0.14 M % Outstanding
Trade Payables	\$0.04 M
0 to 30 Days	100.0%
Over 30 Days	0.0%
Over 90 Days	0.0%

Refer to 9 - Payables

Receivables		
	\$0.30 M	% Collected
Rates Receivable	\$0.12 M	96.4%
Trade Receivable	\$0.30 M	% Outstanding
Over 30 Days		2.0%
Over 90 Days		1.6%

Refer to 7 - Receivables

Key Operating Activities

Amount attributable to operating activities			
Adopted Budget	YTD Budget (a)	YTD Actual (b)	Var. \$ (b)-(a)
(\$0.34 M)	\$0.87 M	\$1.85 M	\$0.98 M

Refer to Statement of Financial Activity

Rates Revenue		
YTD Actual	\$3.19 M	% Variance
YTD Budget	\$3.18 M	0.1%

Grants and Contributions		
YTD Actual	\$1.31 M	% Variance
YTD Budget	\$1.22 M	8.2%

Refer to 12 - Grants and Contributions

Fees and Charges		
YTD Actual	\$0.56 M	% Variance
YTD Budget	\$0.60 M	(5.7%)

Refer to Statement of Financial Activity

Key Investing Activities

Amount attributable to investing activities			
Adopted Budget	YTD Budget (a)	YTD Actual (b)	Var. \$ (b)-(a)
(\$3.06 M)	(\$2.83 M)	(\$1.18 M)	\$1.65 M

Refer to Statement of Financial Activity

Proceeds on sale		
YTD Actual	\$0.09 M	%
Adopted Budget	\$0.55 M	(84.5%)

Refer to 6 - Disposal of Assets

Asset Acquisition		
YTD Actual	\$1.44 M	% Spent
Adopted Budget	\$3.06 M	(52.8%)

Refer to 5 - Capital Acquisitions

Capital Grants		
YTD Actual	\$0.41 M	% Received
Adopted Budget	\$1.55 M	(73.7%)

Refer to 5 - Capital Acquisitions

Key Financing Activities

Amount attributable to financing activities			
Adopted Budget	YTD Budget (a)	YTD Actual (b)	Var. \$ (b)-(a)
(\$0.30 M)	(\$0.05 M)	\$0.13 M	\$0.18 M

Refer to Statement of Financial Activity

Borrowings	
Principal repayments	(\$0.05 M)
Interest expense	(\$0.03 M)
Principal due	\$1.08 M

Refer to 10 - Borrowings

Reserves	
Reserves balance	\$4.27 M
Net Movement	(\$0.18 M)

Refer to 4 - Cash Reserves

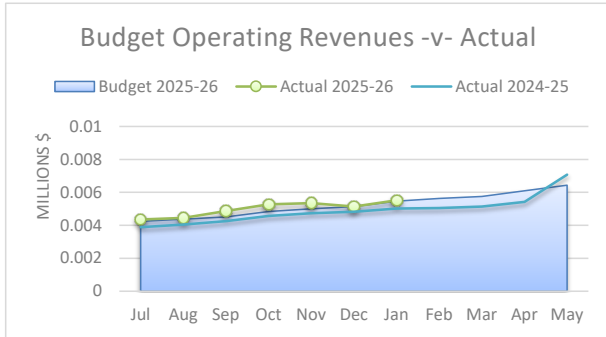
This information is to be read in conjunction with the accompanying Financial Statements and notes.

**SHIRE OF CORRIGIN
SUPPLEMENTARY INFORMATION
FOR THE PERIOD ENDED 28 FEBRUARY 2026**

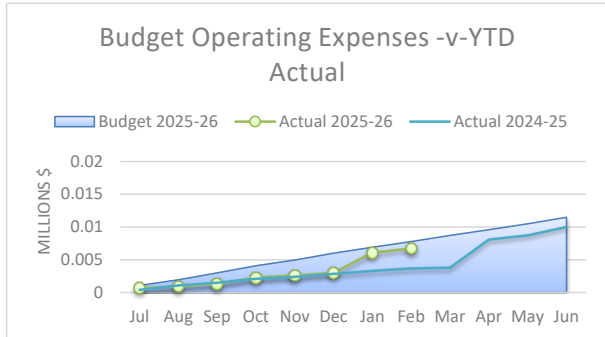
2 KEY INFORMATION - GRAPHICAL

OPERATING ACTIVITIES

OPERATING REVENUE

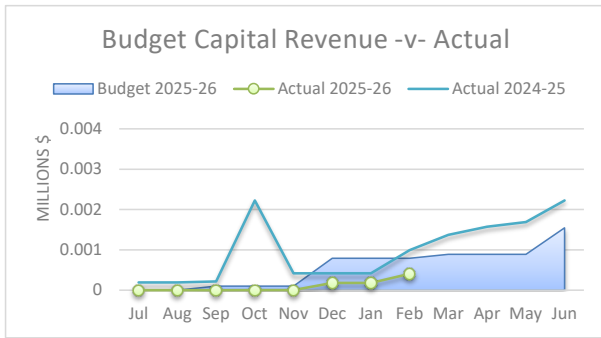


OPERATING EXPENSES

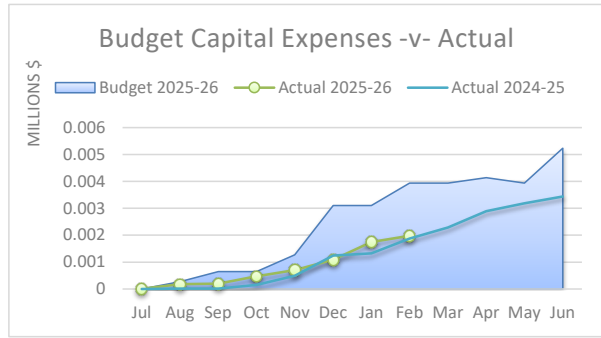


INVESTING ACTIVITIES

CAPITAL REVENUE



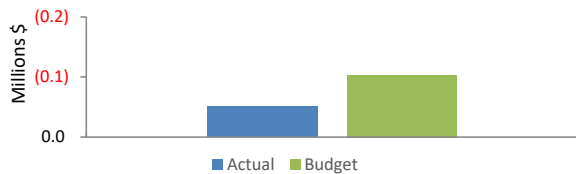
CAPITAL EXPENSES



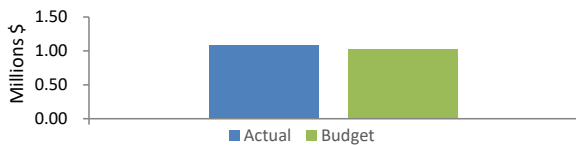
FINANCING ACTIVITIES

BORROWINGS

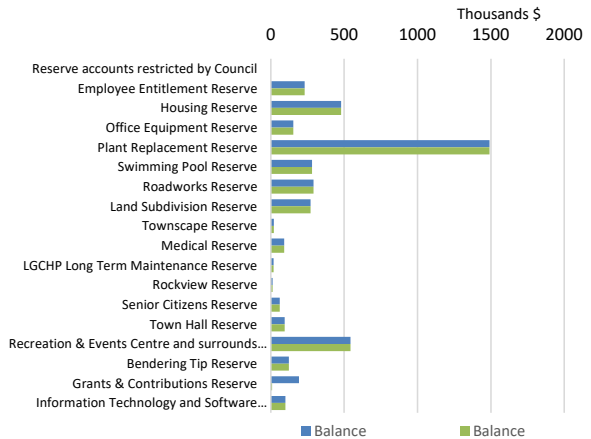
Principal Repayments



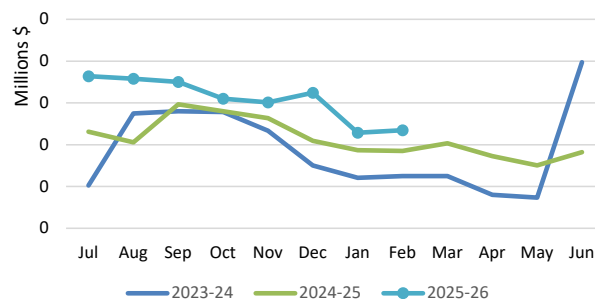
Principal Outstanding



RESERVES



Closing funding surplus / (deficit)



This information is to be read in conjunction with the accompanying Financial Statements and Notes.

**SHIRE OF CORRIGIN
SUPPLEMENTARY INFORMATION
FOR THE PERIOD ENDED 28 FEBRUARY 2026**

3 CASH AND FINANCIAL ASSETS AT AMORTISED COST

Description	Classification	Unrestricted	Reserve Accounts	Total	Trust	Institution	Interest Rate	Maturity Date
		\$	\$	\$	\$			
Cash Float on Hand	Cash and cash equivalents	400		400				
Municipal Fund	Cash and cash equivalents	823,619		823,619		NAB	0.00%	At Call
Overnight Cash Deposit Facilities	Cash and cash equivalents	763,268		763,268		WATC/NAB	4.05%	At Call
Reserves At Call Fund	Cash and cash equivalents	0	8,240	8,240		NAB	0.00%	At Call
Trust Fund	Cash and cash equivalents	0		0	104,065	NAB	0.00%	At Call
The Stevenson Trust	Cash and cash equivalents	0		0	45,797	NAB	0.55%	At Call
Police Licensing Trust Fund	Cash and cash equivalents	0		0	2,664	NAB	0.00%	At Call
Municipal Cash at Bank at Call	Cash and cash equivalents	2,837,236		2,837,236				
Reserves Fund	Financial assets at amortised cost	0	4,259,215	4,259,215		NAB	4.10%	06/2026
The Stevenson Trust	Financial assets at amortised cost	0		0	777,541	NAB	5.01%	06/2026
Total		4,424,524	4,267,455	8,691,979	930,067			
Comprising								
Cash and cash equivalents		4,424,524	8,240	4,432,764	152,526			
Financial assets at amortised cost - Term Deposits		0	4,259,215	4,259,215	777,541			
		4,424,524	4,267,455	8,691,979	930,067			

KEY INFORMATION

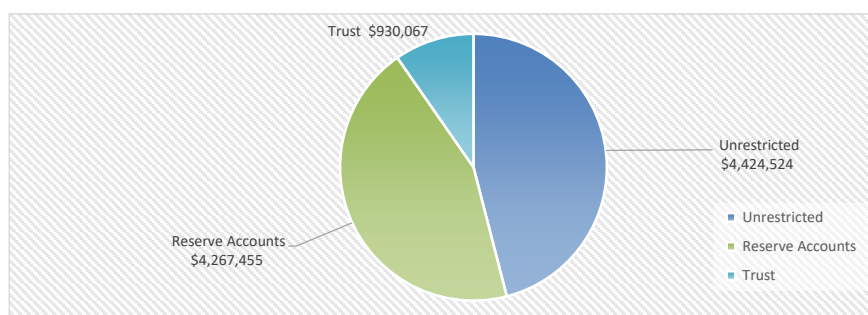
Cash and cash equivalents include cash on hand, cash at bank, deposits available on demand with banks and other short term highly liquid investments with original maturities of three months or less that are readily convertible to known amounts of cash and which are subject to an insignificant risk of changes in value.

Bank overdrafts are reported as short term borrowings in current liabilities in the statement of net current assets.

The local government classifies financial assets at amortised cost if both of the following criteria are met:

- the asset is held within a business model whose objective is to collect the contractual cashflows, and
- the contractual terms give rise to cash flows that are solely payments of principal and interest.

Financial assets at amortised cost held with registered financial institutions are listed in this note other financial assets at amortised cost are provided in Note 8 - Other assets.



**SHIRE OF CORRIGIN
SUPPLEMENTARY INFORMATION
FOR THE PERIOD ENDED 28 FEBRUARY 2026**

4 RESERVE ACCOUNTS

Reserve account name	Budget				Actual			
	Opening Balance	Transfers In (+)	Transfers Out (-)	Closing Balance	Opening Balance	Transfers In (+)	Transfers Out (-)	Closing Balance
	\$	\$	\$	\$	\$	\$	\$	\$
Reserve accounts restricted by Council								
Employee Entitlement Reserve	231,168	19,069	0	250,237	231,168	0	0	231,168
Housing Reserve	478,383	28,771	0	507,154	478,383	0	0	478,383
Office Equipment Reserve	153,372	11,018	0	164,390	153,372	0	0	153,372
Plant Replacement Reserve	1,490,691	78,491	0	1,569,182	1,490,691	0	0	1,490,691
Swimming Pool Reserve	280,725	16,015	0	296,740	280,725	0	0	280,725
Roadworks Reserve	291,759	11,448	0	303,207	291,759	0	0	291,759
Land Subdivision Reserve	271,631	77,738	0	349,369	271,631	0	0	271,631
Townscape Reserve	20,048	787	(20,835)	0	20,048	0	0	20,048
Medical Reserve	91,447	13,588	0	105,035	91,447	0	0	91,447
LGCHP Long Term Maintenance Reserve	18,418	723	(15,000)	4,141	18,418	0	0	18,418
Rockview Reserve	12,113	1,475	0	13,588	12,113	0	0	12,113
Senior Citizens Reserve	60,279	2,365	0	62,644	60,279	0	0	60,279
Town Hall Reserve	94,211	8,697	0	102,908	94,211	0	0	94,211
Recreation & Events Centre and surrounds Rese	542,227	31,276	0	573,503	542,227	0	0	542,227
Bendering Tip Reserve	122,743	14,816	0	137,559	122,743	0	0	122,743
Grants & Contributions Reserve	191,318	7,507	(198,825)	0	191,318	0	(183,078)	8,240
Information Technology and Software Reserve	100,000	103,924	0	203,924	100,000	0	0	100,000
	4,450,533	427,708	(234,660)	4,643,581	4,450,533	0	(183,078)	4,267,455

5 CAPITAL ACQUISITIONS

Capital acquisitions	Adopted		YTD Actual	YTD Variance
	Budget	YTD Budget		
	\$	\$	\$	\$
Buildings	370,000	300,000	3,600	(296,400)
Furniture and equipment	107,500	76,250	71,145	(5,105)
Plant and equipment	1,775,000	1,474,000	460,030	(1,013,970)
Acquisition of property, plant and equipment	2,252,500	1,850,250	534,775	(1,315,475)
Infrastructure - roads	2,279,009	1,459,504	1,152,097	(307,407)
Infrastructure - other	162,500	71,250	69,356	(1,894)
Infrastructure - parks and ovals	620,000	320,000	222,860	(97,140)
Acquisition of infrastructure	3,061,509	1,850,754	1,444,313	(406,441)
Total capital acquisitions	5,314,009	3,701,004	1,979,088	(1,721,916)
Capital Acquisitions Funded By:				
Capital grants and contributions	1,545,354	790,042	405,780	(384,262)
Other (disposals & C/Fwd)	547,000	85,000	85,000	0
Reserve accounts				
Townscape Reserve	20,835	0	0	0
LGCHP Long Term Maintenance Reserve	15,000	0	0	0
Grants & Contributions Reserve	198,825	0	183,078	183,078
Contribution - operations	2,986,995	2,825,962	1,305,230	(1,520,732)
Capital funding total	5,314,009	3,701,004	1,979,088	(1,721,916)

KEY INFORMATION

Initial recognition

An item of property, plant and equipment or infrastructure that qualifies for recognition as an asset is measured at its cost.

Upon initial recognition, cost is determined as the amount paid (or other consideration given) to acquire the assets, plus costs incidental to the acquisition. The cost of non-current assets constructed by the Shire includes the cost of all materials used in construction, direct labour on the project and an appropriate proportion of variable and fixed overheads. For assets acquired at zero cost or otherwise significantly less than fair value, cost is determined as fair value at the date of acquisition.

Assets for which the fair value as at the date of acquisition is under \$5,000 are not recognised as an asset in accordance with *Local Government (Financial Management) Regulation 17A(5)*. These assets are expensed immediately.

Where multiple individual low value assets are purchased together as part of a larger asset or collectively forming a larger asset exceeding the threshold, the individual assets are recognised as one asset and capitalised.

Individual assets that are land, buildings and infrastructure acquired between scheduled revaluation dates of the asset class in accordance with the Shire's revaluation policy, are recognised at cost and disclosed as being at reportable value.

Measurement after recognition

Plant and equipment including furniture and equipment and right-of-use assets (other than vested improvements) are measured using the cost model as required under *Local Government (Financial Management) Regulation 17A(2)*. Assets held under the cost model are carried at cost less accumulated depreciation and any impairment losses being their reportable value.

Reportable Value

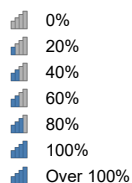
In accordance with *Local Government (Financial Management) Regulation 17A(2)*, the carrying amount of non-financial assets that are land and buildings classified as property, plant and equipment, investment properties, infrastructure or vested improvements that the local government controls.

Reportable value is for the purpose of *Local Government (Financial Management) Regulation 17A(4)* is the fair value of the asset at its last valuation date minus (to the extent applicable) the accumulated depreciation and any accumulated impairment losses in respect of the non-financial asset subsequent to its last valuation date.

5 CAPITAL ACQUISITIONS (CONTINUED) - DETAILED

Capital expenditure total

Level of completion indicators

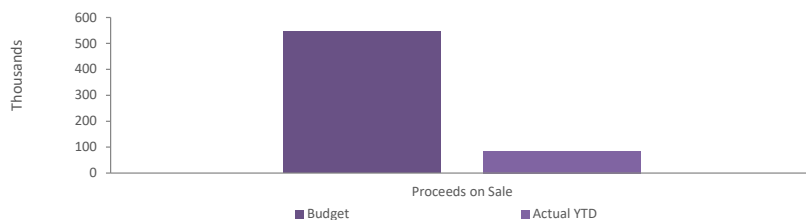


Percentage Year to Date Actual to Annual Budget expenditure where the expenditure over budget highlighted in red.

	Account Description	Adopted			Variance
		Budget	YTD Budget	YTD Actual	(Under)/Over
		\$	\$	\$	\$
Community Resource Centre	Front Desk Re-Fitout (carryover 24/25)	20,000	20,000	0	20,000
Housing	Replace Carpets - 1 Spanney	10,000	10,000	0	10,000
Bilbarin Hall	Redevelopment of the Bilbarin Hall precinct	150,000	75,000	0	75,000
CREC	Construct Shade Shelter indoor Netball Court	80,000	195,000	3,600	191,400
CREC	Install Fans Indoor Netball court	60,000	0	0	0
CREC	Construct portico at entrance (carryover 24/25)	50,000	0	0	0
Loch Ness Dam	Aerator - Dam	20,000	32,500	0	32,500
Reserve and Dam Maintenance	OHS Equipment – Chemical Treatment Upgrades	45,000	0	0	0
Pool- Main	Pool cleaner	0	0	40,223	(40,223)
Pool- Main	New PA and Sound System	6,000	18,750	4,522	14,228
Pool- Heated	Pump Room & Pool Ventilation System Upgrades	26,500	15,000	24,950	(9,950)
Sale Yard	eTag's Reader	10,000	10,000	1,450	8,550
ROE Health	ROE EHO Vehicle - 4CR	65,000	65,000	0	65,000
CREC	Generator – Evacuation Centre (Power Resilience Project)	156,000	156,000	0	156,000
Roads and Civil	Standard Flow Skid Steer Mulcher - Attachment	80,000	0	(0)	0
Roads and Civil	Skid Steer Loader - CR13 (carryover 24/25)	140,000	140,000	124,182	15,818
Roads and Civil	Tipper Truck - CR4 (carryover 24/25)	231,000	0	0	0
Roads and Civil	Crew Cab Truck - CR18	140,000	0	0	0
Roads and Civil	Crew Cab Truck - CR16 (carryover 24/25)	130,000	130,000	115,335	14,665
Roads and Civil	Prime Mover - CR19	350,000	520,000	0	520,000
Roads and Civil	Tri Axle Low Loader Trailer - CR2233 (carryover 24/25)	170,000	170,000	172,523	(2,523)
Other Property& Services	MWS Vehicle - 1CR	65,000	65,000	0	65,000
Other Property& Services	7x5 Tandem Tipper Trailer - 1THY294 (carryover 24/25)	15,000	30,000	0	30,000
Other Property& Services	7x5 Tandem Tipper Trailer - CR3246 (carryover 24/25)	15,000	0	0	0
Other Property& Services	Miscellaneous small plant (> \$5,000)	20,000	0	0	0
Other Property& Services	Forklift - CR4030 (carryover 24/25)	53,000	53,000	47,990	5,010
Other Property& Services	CEO Vehicle - CR1	85,000	85,000	0	85,000
Other Property& Services	DCEO Vehicle - 2CR	60,000	60,000	0	60,000
Lynch Street near Church	Reseal	21,375	10,687	0	10,687
Bendering Rd - renewal	Reseal	36,000	125,500	82,109	43,391
Bendering Rd - upgrade	Reconstruct and widen including upgrade drainage, signage and clear zones.	215,000	115,000	110,626	4,374
Dry Well Rd	Shoulder Reconditioning	197,066	148,533	104,823	43,710
Bullaring-George Road and Rabbit Proof Fence Road	Widen intersection and approaches, install rubble strips, remove hazards from clear zone, improve drainage	311,684	165,842	27,150	138,692
Doyle Road	Widen and Gravel Resheet	56,160	28,080	0	28,080
Corrigin - Quairading Rd (RRG)	Final Seal	102,000	51,000	0	51,000
Rabbit Proof Fence Road	Feature Survey and Geotechnical investigation	44,020	32,010	2,100	29,910
Corrigin - Bruce Rock Road - WSNF	Finalise design and pavement analysis	30,400	25,200	11,706	13,494
Babakin - Corrigin Rd (RRG)	Final Seal	185,000	92,500	464	92,036
Corrigin South Rd	Reconstruct	443,200	221,600	287,465	(65,865)
Wickepin - Corrigin Road (RRG) 24/25 project	Reconstruct and widen , including upgrade drainage, signage and clear zones.	417,000	374,000	525,654	(151,654)
Wickepin - Corrigin Road (RRG)	Final Seal	81,000	0	0	0
Bilbarin - Quairading Rd	Reseal	139,104	69,552	0	69,552
Transfer Station	Concrete retaining wall - hook bin	20,000	20,000	25,968	(5,968)
Pool- Heated	Replace Expansion Joints, Regrout & Reline	40,000	31,250	43,388	(12,138)
Pool - Surrounds	Awning (replace shade sails)	7,500	0	0	0
Pool - Surrounds	Basketball Refurbishments	15,000	0	0	0
Main Street Car Bays (CWA)	Electric Vehicle Charging Station (carryover 24/25)	60,000	0	0	0
Caravan Park	Install Patio	20,000	20,000	0	20,000
Sporting Ovals	Reticulation Upgrade - CREC (carryover 24/25)	500,000	310,000	222,860	87,140
Rotary Park	Shade Shelter - over BBQ's - Rotary Park	10,000	0	0	0
Old Tennis Courts (Skate Park)	Redevelopment of old tennis courts	100,000	0	0	0
Hill Street	Lighting the Way Project - Solar Bollard Lighting - Hill Street	10,000	10,000	0	10,000
		5,314,009	3,701,004	1,979,088	1,721,916

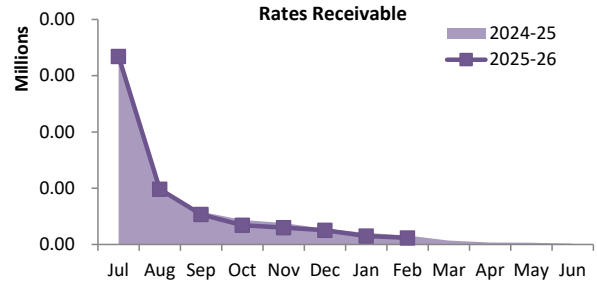
6 DISPOSAL OF ASSETS

Asset Ref.	Asset description	Budget				YTD Actual			
		Net Book Value	Proceeds	Profit	(Loss)	Net Book Value	Proceeds	Profit	(Loss)
		\$	\$	\$	\$	\$	\$	\$	\$
Buildings									
209	Infant Health Clinic, Lynch Street	114,618	85,000	0	(29,618)	114,561	85,000	0	(29,561)
100549	Rockview Homestead (Demolition)	59,155	0	0	(59,155)			0	0
212	Rotary Park Toilet Block (Demolition)	65,836	0	0	(65,836)			0	0
Plant and equipment									
1001141	2025 Ford Everest SUV 2.0L BiT DSL 10 Speed Auto Arctic White - 4CR	46,222	65,000	18,778	0			0	0
100722	2013 Hino 5 Tonne Tipper Truck (CR4) (carryover 24/25)	0	48,000	48,000	0			0	0
1000852	2014 NPR 300 Isuzu Crew Cab Truck (CR16) (carryover 24/25)	0	30,000	30,000	0			0	0
10271	2003 Tri Axle Low Loader Trailer (CR2233)(carryover 24/25)	23,111	40,000	16,889	0			0	0
1000938	2015 Caterpillar 226B3 Skidsteer Loader (CR13) (carryover 24/25)	0	25,000	25,000	0			0	0
100579	2008 Mack Prime Mover (CR19)	16,187	40,000	23,813	0			0	0
100746	2014 Isuzu 5 tonne Crew Cab (CR18)	20,111	30,000	9,889	0			0	0
1001140	2025 Ford Everest SUV 2.0L BiT DSL 10 Speed Auto Arctic White - 1CR	46,222	65,000	18,778	0			0	0
1001138	2025 Toyota Prado DSL GXL Wagon Glacier White - CEO Vehicle - CR1	59,101	70,000	10,899	0			0	0
1001109	Mazda CX-5 M 6A Maxx Sport Petrol FWD Sonic Silver 2023 - 2CR	26,864	27,000	136	0			0	0
10413	2006 Caterpillar Forklift (CR4030)(carryover 24/25)	5,315	15,000	9,685	0			0	0
100489	2007 John Papas Trailer (1THY294)(carryover 24/25)	0	5,000	5,000	0			0	0
549	1996 7x5 Tandem Tipper Trailer (CR3246)(carryover 24/25)	0	2,000	2,000	0			0	0
Parks and Ovals									
246	Oval Reticulation	81,000	0	0	(81,000)			0	0
		563,742	547,000	218,867	(235,609)	114,561	85,000	0	(29,561)



7 RECEIVABLES

Rates receivable	30 June 2025	28 Feb 2026
	\$	\$
Opening arrears previous year	55,159	14,442
Levied this year	3,149,171	3,283,984
Less - collections to date	(3,189,888)	(3,180,900)
Net rates collectable	14,442	117,526
% Collected	99.5%	96.4%



Receivables - general	Credit	Current	30 Days	60 Days	90+ Days	Total
	\$	\$	\$	\$	\$	\$
Receivables - general	(90)	239,970	677	186	3,922	244,665
Percentage	0.0%	98.1%	0.3%	0.1%	1.6%	
Balance per trial balance						
Trade receivables						244,665
GST receivable						25,714
Receivables for employee related provisions						34,408
Total receivables general outstanding						304,787

Amounts shown above include GST (where applicable)

KEY INFORMATION

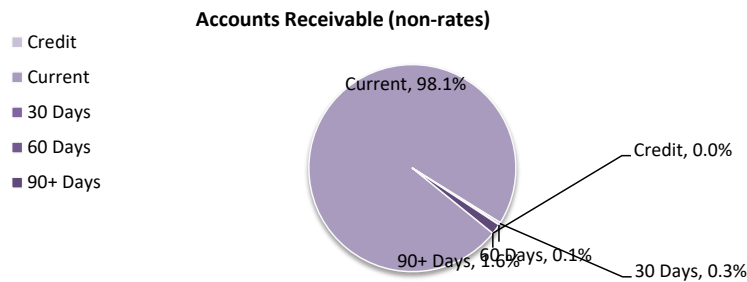
Trade and other receivables include amounts due from ratepayers for unpaid rates and service charges and other amounts due from third parties for goods sold and services performed in the ordinary course of business.

Trade receivables are recognised at original invoice amount less any allowances for uncollectable amounts (i.e. impairment). The carrying amount of net trade receivables is equivalent to fair value as it is due for settlement within 30 days.

Classification and subsequent measurement

Receivables which are generally due for settlement within 30 days except rates receivables which are expected to be collected within 12 months are classified as current assets. All other receivables such as, deferred pensioner rates receivable after the end of the reporting period are classified as non-current assets.

Trade and other receivables are held with the objective to collect the contractual cashflows and therefore the Shire measures them subsequently at amortised cost using the effective interest rate method.



8 OTHER CURRENT ASSETS

	Opening Balance 1 July 2025	Asset Increase	Asset Reduction	Closing Balance 28 February 2026
	\$	\$	\$	\$
Other current assets				
Financial assets at amortised cost	4,259,215	0	0	4,259,215
Inventory				
Fuel	67,803	784	(42,729)	25,858
Land held for resale - Cost of acquisition	100,000	0	0	100,000
Other assets				
Joint Ventures	1,272	171,092	(141,257)	31,107
Contract assets				
Contract assets	297,762	0	(297,762)	0
Total other current assets	4,726,052	171,876	(481,748)	4,416,180

Amounts shown above include GST (where applicable)

KEY INFORMATION

Inventory

Inventories are measured at the lower of cost and net realisable value.
Net realisable value is the estimated selling price in the ordinary course of business less the estimated costs of completion and the estimated costs necessary to make the sale.

Land held for resale

Land held for development and resale is valued at the lower of cost and net realisable value. Cost includes the cost of acquisition, development, borrowing costs and holding costs until completion of development.
Borrowing costs and holding charges incurred after development is completed are expensed.

Gains and losses are recognised in profit or loss at the time of signing an unconditional contract of sale if significant risks and rewards, and effective control over the land, are passed onto the buyer at this point.

Land held for resale is classified as current except where it is held as non-current based on the Council's intentions to release for sale.

Sale of Land held for resale	Original Budget				YTD Actual			
	Net Book Value	Proceeds	Profit	(Loss)	Net Book Value	Proceeds	Profit	(Loss)
Description	\$	\$	\$	\$	\$	\$	\$	\$
Granite Rise - 3 Haydon Close	25,000	42,480	17,480	0	25,000	40,000	15,000	0
Granite Rise - 5 Haydon Close	25,000	39,600	14,600	0	25,000	40,000	15,000	0
Granite Rise - 7 Haydon Close	25,000	44,000	19,000	0	25,000	40,000	15,000	0
Granite Rise - 8 Haydon Close	0	0	0	0	30,000	40,909	10,909	0
Granite Rise - 2 Lawton Way	0	0	0	0	30,000	49,091	19,091	0
Granite Rise - 4 Lawton Way	30,000	0	0	0	30,000	43,636	13,636	0
Granite Rise - 5 Lindsay Rise	25,000	41,000	16,000	0	25,000	37,273	12,273	0
Granite Rise - 16 Lindsay Rise	0	0	0	0	45,000	74,545	29,545	0
Granite Rise - 4 Price Retreat	0	0	0	0	25,000	40,000	15,000	0
Granite Rise - 6 Price Retreat	0	0	0	0	25,000	40,000	15,000	0
Granite Rise - 8 Price Retreat	0	0	0	0	25,000	40,000	15,000	0
	130,000	167,080	67,080	0	310,000	485,454	175,454	0

Contract assets

A contract asset is the right to consideration in exchange for goods or services the entity has transferred to a customer when that right is conditioned on something other than the passage of time.

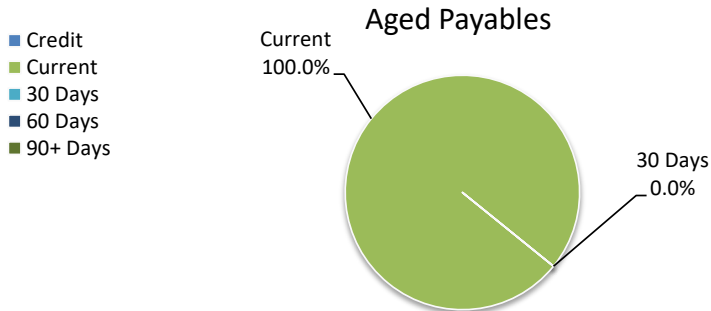
9 PAYABLES

Payables - general	Credit	Current	30 Days	60 Days	90+ Days	Total
	\$	\$	\$	\$	\$	\$
Payables - general	0	42,550	0	0	0	42,550
Percentage	0.0%	100.0%	0.0%	0.0%	0.0%	
Balance per trial balance						
Sundry creditors						42,550
ATO liabilities						32,294
ATO liabilities						41,314
Payroll Creditors						25,771
Accrued Expenses						1,780
Total payables general outstanding						143,709

Amounts shown above include GST (where applicable)

KEY INFORMATION

Trade and other payables represent liabilities for goods and services provided to the Shire prior to the end of the period that are unpaid and arise when the Shire becomes obliged to make future payments in respect of the purchase of these goods and services. The amounts are unsecured, are recognised as a current liability and are normally paid within 30 days of recognition. The carrying amounts of trade and other payables are considered to be the same as their fair values, due to their short-term nature.



10 BORROWINGS

Repayments - borrowings

Information on borrowings Particulars	Loan No.	New Loans			Principal Repayments		Principal Outstanding		Interest Repayments	
		1 July 2025	Actual	Budget	Actual	Budget	Actual	Budget	Actual	Budget
		\$	\$	\$	\$	\$	\$	\$	\$	\$
Community Recreation & Events Centre	102	1,126,584	0	0	(51,140)	(103,465)	1,075,444	1,023,119	(26,137)	(51,087)
Total		1,126,584	0	0	(51,140)	(103,465)	1,075,444	1,023,119	(26,137)	(51,087)
Current borrowings		103,465					52,326			
Non-current borrowings		1,023,119					1,023,118			
		1,126,584					1,075,444			

All debenture repayments were financed by general purpose revenue.

KEY INFORMATION

The Shire has elected to recognise borrowing costs as an expense when incurred regardless of how the borrowings are applied.

Fair values of borrowings are not materially different to their carrying amounts, since the interest payable on those borrowings is either close to current market rates or the borrowings are of a short term nature.

11 OTHER CURRENT LIABILITIES

Other current liabilities	Note	Opening	Liability	Liability	Liability	Closing
		Balance	transferred	Increase	Reduction	Balance
		1 July 2025	from/(to)			28 February 2026
		\$	\$	\$	\$	\$
Other liabilities						
Excess Rates		35,706	0	83,987	(92,613)	27,080
Total other liabilities		35,706	0	83,987	(92,613)	27,080
Employee Related Provisions						
Provision for annual leave		125,158	0	0	0	125,158
Provision for long service leave		189,919	0	0	0	189,919
Other employee leave provisions		34,121	0	0	0	34,121
Employment on-costs		24,883	0	0	0	24,883
Total Provisions		374,081	0	0	0	374,081
Total other current liabilities		409,787	0	83,987	(92,613)	401,161

Amounts shown above include GST (where applicable)

A breakdown of contract liabilities and associated movements is provided on the following pages at Note

KEY INFORMATION

Provisions

Provisions are recognised when the Shire has a present legal or constructive obligation, as a result of past events, for which it is probable that an outflow of economic benefits will result and that outflow can be reliably measured. Provisions are measured using the best estimate of the amounts required to settle the obligation at the end of the reporting period.

Employee Related Provisions

Short-term employee benefits

Provision is made for the Shire's obligations for short-term employee benefits. Short-term employee benefits are benefits (other than termination benefits) that are expected to be settled wholly before 12 months after the end of the annual reporting period in which the employees render the related service, including wages, salaries and sick leave. Short-term employee benefits are measured at the (undiscounted) amounts expected to be paid when the obligation is settled.

The Shire's obligations for short-term employee benefits such as wages, salaries and sick leave are recognised as a part of current trade and other payables in the calculation of net current assets.

Other long-term employee benefits

The Shire's obligations for employees' annual leave and long service leave entitlements are recognised as employee related provisions in the statement of financial position.

Long-term employee benefits are measured at the present value of the expected future payments to be made to employees. Expected future payments incorporate anticipated future wage and salary levels, durations of service and employee departures and are discounted at rates determined by reference to market yields at the end of the reporting period on government bonds that have maturity dates that approximate the terms of the obligations. Any remeasurements for changes in assumptions of obligations for other long-term employee benefits are recognised in profit or loss in the periods in which the changes occur. The Shire's obligations for long-term employee benefits are presented as non-current provisions in its statement of financial position, except where the Shire does not have an unconditional right to defer settlement for at least 12 months after the end of the reporting period, in which case the obligations are presented as current provisions.

Contract liabilities

An entity's obligation to transfer goods or services to a customer for which the entity has received consideration (or the amount is due) from the customer.

Capital grant/contribution liabilities

Grants to acquire or construct recognisable non-financial assets to identified specifications be constructed to be controlled by the Shire are recognised as a liability until such time as the Shire satisfies its obligations under the agreement.

**SHIRE OF CORRIGIN
SUPPLEMENTARY INFORMATION
FOR THE PERIOD ENDED 28 FEBRUARY 2026**

OPERATING ACTIVITIES

12 GRANTS, SUBSIDIES AND CONTRIBUTIONS

Provider	Unspent grant, subsidies and contributions liability					Grants, subsidies and		
	Liability	Increase in	Decrease in	Liability	Current	Adopted	YTD	YTD
	1 July 2025	Liability	Liability	28 Feb 2026	Liability	Budget	Budget	Revenue
	\$	\$	(As revenue)	\$	\$	\$	\$	\$
Grants and subsidies								
Grants Commission Grant Received - General Purpose	0	0	0	0	0	667,632	500,724	578,626
Grants Commission Grant Received - Local Roads	0	0	0	0	0	386,159	289,617	335,658
DFES LGGS Funding	0	0	0	0	0	115,000	86,250	59,670
CRC Funding Income	0	0	0	0	0	114,967	86,226	86,225
Wage Offset Income	0	0	0	0	0	1,000	0	0
Direct Grants Income - Main Roads	0	0	0	0	0	250,253	250,253	250,253
	0	0	0	0	0	1,535,011	1,213,070	1,310,432
Contributions								
CRC Grant Funding Income	0	0	0	0	0	5,500	2,750	1,903
Other Culture Income	0	0	0	0	0	2,500	0	2,591
	0	0	0	0	0	8,000	2,750	4,494
TOTALS	0	0	0	0	0	1,543,011	1,215,820	1,314,926

13 CAPITAL GRANTS, SUBSIDIES AND CONTRIBUTIONS

Provider	Capital grant/contribution liabilities				Capital grants, subsidies and			
	Liability 1 July 2025	Increase in Liability	Decrease in Liability (As revenue)	Liability 28 Feb 2026	Current Liability 28 Feb 2026	Adopted Budget Revenue	YTD Budget	YTD Revenue Actual
	\$	\$	\$	\$	\$	\$	\$	\$
Capital grants and subsidies								
Funding - Emergency Power Supply - CREC Generator	0	0	0	0	0	135,000	67,500	0
Grant - Regional Road Group Income	0	0	0	0	0	400,000	200,000	271,200
Grant - Roads to Recovery Income	0	0	0	0	0	696,426	348,213	0
Grant - MRWA Blackspot Income	0	0	0	0	0	207,789	103,895	83,116
Misc Income, Streets Roads - Camm Street Shared Path Grant	0	0	0	0	0	2,000	1,000	500
Grant - Wheatbelt Secondary Freight Network	0	0	0	0	0	9,898	9,898	0
Grant - Wheatbelt Secondary Freight Network	0	0	0	0	0	59,536	59,536	16,434
Public Utilities Other Income - Charge up Workplace Grant	0	0	0	0	0	34,705	0	0
Public Halls and Civic Centres Grant Funding	0	0	0	0	0	0	0	14,529
Public Utilities Other Income	0	0	0	0	0	0	0	19,922
	0	0	0	0	0	1,545,354	790,042	405,701
Capital contributions								
Reimbursements - Tourism Income	0	0	0	0	0	0	0	79
	0	0	0	0	0	0	0	79
TOTALS	0	0	0	0	0	1,545,354	790,042	405,780

**SHIRE OF CORRIGIN
SUPPLEMENTARY INFORMATION
FOR THE PERIOD ENDED 28 FEBRUARY 2026**

14 TRUST FUND

Funds held at balance date which are required by legislation to be credited to the trust fund and which are not included in the financial statements are as follows:

Description	Opening Balance	Amount	Amount	Closing Balance
	1 July 2025	Received	Paid	28 February 2026
	\$	\$	\$	\$
Community Funds Held	110,912	0	(7,000)	103,912
Edna Stevenson Educational Trust	830,721	73	(7,456)	823,338
Police Licensing	3,485	385,546	(386,368)	2,663
Westrail Bus Ticketing	106	708	(660)	154
	945,224	386,327	(401,484)	930,067

CODE OF CONDUCT FOR COUNCIL MEMBERS, COMMITTEE MEMBERS AND CANDIDATES

Policy Owner:	Governance and Compliance
Distribution:	All Elected Members and Staff
Person Responsible:	Chief Executive Officer, Deputy Chief Executive Officer, Manager Works and Services
Date of Approval:	15 June 2010
Amended:	16 February 2021, <u>17 March 2026</u>

Division 1 — Preliminary provisions

1. Citation

This is the Shire of Corrigin Code of Conduct for Council Members, Committee Members and Candidates.

2. Terms used

1. In this code —

Act means the *Local Government Act 1995*;

candidate means a candidate for election as a council member;

complaint means a complaint made under clause 11(1);

publish includes to publish on a social media platform.

2. Other terms used in this code that are also used in the Act have the same meaning as they have in the Act, unless the contrary intention appears.

Division 2 — General principles

3. Overview of Division

This Division sets out general principles to guide the behaviour of council members, committee members and candidates.

4. Personal integrity

1. A council member, committee member or candidate should —

- a) act with reasonable care and diligence; and
- b) act with honesty and integrity; and
- c) act lawfully; and
- d) identify and appropriately manage any conflict of interest; and
- e) avoid damage to the reputation of the local government.

2. A council member or committee member should —

- a) act in accordance with the trust placed in council members and committee members; and
- b) participate in decision-making in an honest, fair, impartial and timely manner; and
- c) actively seek out and engage in training and development opportunities to improve the performance of their role; and
- d) attend and participate in briefings, workshops and training sessions provided or arranged by the local government in relation to the performance of their role.

5. Relationship with others

1. A council member, committee member or candidate should —

- a) treat others with respect, courtesy and fairness; and
 - b) respect and value diversity in the community.
2. A council member or committee member should maintain and contribute to a harmonious, safe and productive work environment.

6. Accountability

A council member or committee member should —

- a) base decisions on relevant and factually correct information; and
- b) make decisions on merit, in the public interest and in accordance with statutory obligations and principles of good governance and procedural fairness; and
- c) read all agenda papers given to them in relation to council or committee meetings; and
- d) be open and accountable to, and represent, the community in the district.

Division 3 — Behaviour

7. Overview of Division

This Division sets out —

- a) requirements relating to the behaviour of council members, committee members and candidates; and
- b) the mechanism for dealing with alleged breaches of those requirements.

8. Personal integrity

1. A council member, committee member or candidate —
 - a) must ensure that their use of social media and other forms of communication complies with this code; and
 - b) must only publish material that is factually correct.
2. A council member or committee member —
 - a) must not be impaired by alcohol or drugs in the performance of their official duties; and
 - b) must comply with all policies, procedures and resolutions of the local government.

9. Relationship with others

A council member, committee member or candidate —

- a) must not bully or harass another person in any way; and
- b) must deal with the media in a positive and appropriate manner and in accordance with any relevant policy of the local government; and
- c) must not use offensive or derogatory language when referring to another person; and
- d) must not disparage the character of another council member, committee member or candidate or a local government employee in connection with the performance of their official duties; and
- e) must not impute dishonest or unethical motives to another council member, committee member or candidate or a local government employee in connection with the performance of their official duties.

10. Council or committee meetings

When attending a council or committee meeting, a council member, committee member or candidate —

- a) must not act in an abusive or threatening manner towards another person; and
- b) must not make a statement that the member or candidate knows, or could reasonably be expected to know, is false or misleading; and
- c) must not repeatedly disrupt the meeting; and
- d) must comply with any requirements of a local law of the local government relating to the procedures and conduct of council or committee meetings; and
- e) must comply with any direction given by the person presiding at the meeting; and
- f) must immediately cease to engage in any conduct that has been ruled out of order by the person presiding at the meeting.

11. Complaint about alleged breach

1. A person may make a complaint, in accordance with subclause (2), alleging a breach of a requirement set out in this Division.
2. A complaint must be made —
 - a) in writing in the form approved by the local government; and
 - b) to a person authorised under subclause (3); and
 - c) within 1 month after the occurrence of the alleged breach.
3. The local government must, in writing, authorise 1 or more persons to receive complaints and withdrawals of complaints.
 - a) *the following persons to receive Division 3 complaints and withdrawals of same, relating to about Council Members, Committee Members and Candidates:*
 - i. *Complaints about Council Members or candidates for elections that become Council Members, excluding those made by the Shire President – the Shire President;*
 - ii. *Complaints made by the Shire President excluding those made by the Deputy Shire President – the Deputy Shire President;*
 - iii. *Complaints about the Shire President – the Deputy Shire President; and*
 - iv. *Complaints about the Deputy Shire President made by the Shire President – a committee comprising the remaining Council Members.*

4. A complaint must be dealt with under clauses 12 to 15 unless —
 - a) The complaint is referred to the Inspector in accordance with subclause (5); and
 - b) The Inspector refers the complaint to be dealt with under Part 8A Division 5 of the Act.

Note for this subclause:

See section 5.105(1) of the Act.

5. If the *Local Government (Model Code of Conduct) Regulations 2021* regulation 3A applies to a complaint, a person authorised under subclause (3) must refer the complaint to the Inspector under section 5.105(3) of the Act.

- 4.6. A complaint must also be dealt with under clauses 12 to 15 if the Inspector refers the complaint to the local government under the *Local Government (Local Government Inspector) Regulations 2025* regulation 6.

Complaint About Alleged Breach Form - Located in GOV.0014 and in Complaints Register in Shire Safe.

12. Dealing with complaint

1. After considering a complaint, the local government must, unless it dismisses the complaint under clause 13 or the complaint is withdrawn under clause 14(1), make a finding as to whether the alleged breach the subject of the complaint has occurred.

Note for this subclause:

See also clause 14A in relation to the appointment of a monitor to assist the local government to deal with matters raised by a complaint.

4.2. Before making a finding in relation to the complaint, the local government must give the person to whom the complaint relates a reasonable opportunity to be heard.

2.3. A finding that the alleged breach has occurred must be based on evidence from which it may be concluded that it is more likely that the breach occurred than that it did not occur.

3.4. If the local government makes a finding that the alleged breach has occurred, the local government may —

- a) take no further action; or
- b) prepare and implement a plan to address the behaviour of the person to whom the complaint relates.

4.5. When preparing a plan under subclause (4)(b), the local government must consult with the person to whom the complaint relates.

5.6. A plan under subclause (4)(b) may include a requirement for the person to whom the complaint relates to do 1 or more of the following —

- a) engage in mediation;
- b) undertake counselling;
- c) undertake training;
- d) take other action the local government considers appropriate.

6.7. If the local government makes a finding in relation to the complaint, the local government must give the complainant, and the person to whom the complaint relates, written notice of —

- a) its finding and the reasons for its finding; and
- b) if its finding is that the alleged breach has occurred — its decision under subclause (4).

13. Dismissal of complaint

1. The local government must dismiss a complaint if it is satisfied that —
 - (a) the behaviour to which the complaint relates occurred at a council or committee meeting; and
 - (b) either —
 - i. the behaviour was dealt with by the person presiding at the meeting; or
 - ii. the person responsible for the behaviour has taken remedial action in accordance with a local law of the local government that deals with meeting procedures.
2. -If the local government dismisses a complaint, the local government must give the complainant, and the person to whom the complaint relates, written notice of its decision and the reasons for its decision.

14. Withdrawal of complaint

1. A complainant may withdraw their complaint at any time before the local government makes a finding in relation to the complaint.
2. The withdrawal of a complaint must be —
 - a) in writing; and
 - b) given to a person authorised under clause 11(3).

14A. Appointment of monitor

1. The Inspector may appoint a monitor for the local government to assist the local government to deal with matters raised by a complaint.
2. If the Inspector appoints a monitor —
 - a) the Inspector may direct the local government to defer further dealing with the complaint until the monitor reports to the Inspector on the outcome of the monitoring assignment; and
 - b) the local government must comply with the direction.

14B. Performance of local government's functions under cl. 12 and 13

1. The local government's functions under clauses 12 and 13 must be performed by the council
2. Despite subclause (1), the council may, by resolution carried with an absolute majority of the council, authorise a committee of the council comprising council members only to perform a function for and on behalf of the local government.
3. Despite subclause (1), the council may, by resolution carried with an absolute majority of the council, authorise a person who is none of the following to perform a function for and on behalf of the local government —
 - a) a member of the council of any local government;
 - b) a member of the governing body of any regional subsidiary; local government must comply with the direction.
 - c) an employee of any local government or regional subsidiary;
 - d) an employee of WALGA or the Local Government Professionals Australia (WA);
 - e) a member of the governing body of, or an employee of, a body corporate the activities of which are, wholly or partly, advocating or otherwise acting for, or on behalf of, 1 or more of the following —
 - i. local governments;
 - ii. members of councils;
 - iii. employees of local governments.
4. A resolution made under subclause (3) must include the following —
 - a) a statement to the effect that the council is satisfied that the person being authorised is suitably qualified and experienced to perform the function;
 - b) an explanation as to why the council is satisfied as referred to in paragraph (a);
 - c) a statement to the effect that the council is satisfied that the person being authorised is impartial and has no close association with any member of the council or any employee of the local government.
- 4.5. Nothing in this clause prevents an employee of the local government from providing, in relation to the performance of a function, any advice or

other assistance to the council, a committee authorised under subclause (2) or a person authorised under subclause (3).

15. Other provisions about complaints

1. A complaint about an alleged breach by a candidate cannot be dealt with by the local government unless the candidate has been elected as a council member.
2. The procedure for dealing with complaints may be determined by the local government to the extent that it is not provided for in this Division.
3. Clauses 14A and 14B do not apply in relation to a complaint made before 1 January 2026.

Note for this clause:

See also section 5.105(4) and (5) of the Act for restrictions on the activities of a person who makes a complaint or who is alleged to have breached a requirement set out in this Division.

Division 4 — Rules of conduct

Notes for this Division:

1. Under section 8A.3(1) of the Act, a council member commits a conduct breach if the council member contravenes a rule of conduct. Section 8A.3(2) of the Act extends this to the contravention of a rule of conduct that occurred when the council member was a candidate. Under section 5.105(1) of the Act a council member commits a minor breach if the council member contravenes a rule of conduct. This extends to the contravention of a rule of conduct that occurred when the council member was a candidate.
2. A conduct breach is dealt with under Part 8A Division 5 of the Act. A minor breach is dealt with by a standards panel under section 5.110 of the Act.

16. Overview of Division

1. This Division sets out rules of conduct for council members and candidates.
2. A reference in this Division to a council member includes a council member when acting as a committee member.

17. Misuse of local government resources

1. In this clause —
electoral purpose means the purpose of persuading electors to vote in a particular way at an election, referendum or other poll held under the Act, the *Electoral Act 1907* or the *Commonwealth Electoral Act 1918*;
resources of a local government includes —
 - a) local government property; and
 - b) services provided, or paid for, by a local government.
2. A council member must not, directly or indirectly, use the resources of a local government for an electoral purpose or other purpose unless authorised under the Act, or by the local government or the CEO, to use the resources for that purpose.

18. Securing personal advantage or disadvantaging others

1. A council member must not make improper use of their office —
 - a) to gain, directly or indirectly, an advantage for the council member or any other person; or
 - b) to cause detriment to the local government or any other person.

2. Subclause (1) does not apply to conduct that contravenes section 5.93 of the Act or The Criminal Code section 83.

19. Prohibition against involvement in administration

1. A council member must not undertake a task that contributes to the administration of the local government unless authorised by the local government or the CEO to undertake that task.
2. Subclause (1) does not apply to anything that a council member does as part of the deliberations at a council or committee meeting.

20. Relationship with local government employees

1. In this clause —
local government employee means a person —
 - a) employed by a local government under section 5.36(1) of the Act; or
 - b) engaged by a local government under a contract for services.
2. A council member or candidate must not —
 - a) direct or attempt to direct a local government employee to do or not to do anything in their capacity as a local government employee; or
 - b) attempt to influence, by means of a threat or the promise of a reward, the conduct of a local government employee in their capacity as a local government employee; or
 - c) act in an abusive or threatening manner towards a local government employee.
3. Subclause (2)(a) does not apply to anything that a council member does as part of the deliberations at a council or committee meeting.
4. If a council member or candidate, in their capacity as a council member or candidate, is attending a council or committee meeting or other organised event (for example, a briefing or workshop), the council member or candidate must not orally, in writing or by any other means —
 - a) make a statement that a local government employee is incompetent or dishonest; or
 - b) use an offensive or objectionable expression when referring to a local government employee.
5. Subclause (4)(a) does not apply to conduct that is unlawful under The Criminal Code Chapter XXXV.

21. Disclosure of information

1. In this clause —
closed meeting —

- a) means a part of a council or committee meeting that is closed to members of the public under section 5.23(2), (3) or (4) of the Act; and
- a)b) includes a council or committee meeting held before 1 January 2026, or a part of a council or committee meeting held before 1 January 2026, that was closed to members of the public under section 5.23(2) of the Act as in force before 1 January 2026; a council or committee meeting, or a part of a council or committee meeting, that is closed to members of the public under section 5.23(2) of the Act;

confidential document means a document marked by the CEO, or by a person authorised by the CEO, to clearly show that the information in the document is not to be disclosed;

document includes a part of a document;

non-confidential document means a document that is not a confidential document.

2. A council member must not disclose information that the council member —
 - ~~b) a)~~ derived from a confidential document; or
 - ~~e) b)~~ acquired at a closed meeting other than information derived from a non-confidential document.
3. Subclause (2) does not prevent a council member from disclosing information —
 - a) at a closed meeting; or
 - b) to the extent specified by the council and subject to such other conditions as the council determines; or
 - c) that is already in the public domain; or
 - d) to an officer of the Department; or
 - e) to the Minister; or
 - f) to a legal practitioner for the purpose of obtaining legal advice; or
 - g) if the disclosure is required or permitted by law.

22. Disclosure of interests

1. In this clause —

interest —

 - a) means an interest that could, or could reasonably be perceived to, adversely affect the impartiality of the person having the interest; and
 - b) includes an interest arising from kinship, friendship or membership of an association.
2. A council member who has an interest in any matter to be discussed at a council or committee meeting attended by the council member must disclose the nature of the interest —
 - a) in a written notice given to the CEO before the meeting; or
 - b) at the meeting immediately before the matter is discussed.
3. Subclause (2) does not apply to an interest referred to in section 5.60 of the Act.
4. Subclause (2) does not apply if a council member fails to disclose an interest because the council member did not know —
 - a) that they had an interest in the matter; or
 - b) that the matter in which they had an interest would be discussed at the meeting and the council member disclosed the interest as soon as possible after the discussion began.
5. If, under subclause (2)(a), a council member discloses an interest in a written notice given to the CEO before a meeting, then —
 - a) before the meeting the CEO must cause the notice to be given to the person who is to preside at the meeting; and
 - b) at the meeting the person presiding must bring the notice and its contents to the attention of the persons present immediately before any matter to which the disclosure relates is discussed.

6. Subclause (7) applies in relation to an interest if —
 - a) under subclause (2)(b) or (4)(b) the interest is disclosed at a meeting; or
 - b) under subclause (5)(b) notice of the interest is brought to the attention of the persons present at a meeting.

7. The nature of the interest must be recorded in the minutes of the meeting.

23. Compliance with plan requirement

If a plan under clause 12(4)(b) in relation to a council member includes a requirement referred to in clause 12(6), the council member must comply with the requirement.

Adopted by the Council of the Shire of Corrigin on ~~17th March~~ February 2026

Adapted from the Western Australian Local Government Model Code of Conduct.

INFOPAGE

To: All Local Governments **From:** Kirsty Martin,
Executive Manager Member Services

Date: 13 February 2026

Subject: Sector Consultation – Electoral Reform Discussion Paper

Operational Area:	Governance
Key Issues:	Local Governments are requested to provide Council-endorsed feedback to inform WALGA's advocacy on Local Government electoral reforms expected to be proposed by the State Government, specifically: <ul style="list-style-type: none">• full spill elections every 4 years; and• compulsory voting at Local Government elections
Action Required:	Response to WALGA by 4:00pm Friday 27 March 2026

WALGA is undertaking sector engagement regarding Local Government electoral reforms expected to be proposed by the State Government.

In June 2025, Hon Hannah Beazley MLA, Minister for Local Government, expressed support for a four-year election cycle, citing concerns about voter fatigue and the rising costs of conducting biennial elections. These messages were repeated in Minister Beazley's address at WALGA's 2025 Local Government Convention, which also raised the possibility of compulsory voting. These comments have prompted renewed interest and discussion across the sector.

WALGA has contacted both the Department of Local Government, Industry Regulations and Safety (LGIRS) and the Minister's office seeking details of any consultation on these matters, but no further information has been provided.

By proactively progressing this consultation, WALGA is seeking to obtain sector feedback that will ensure WALGA's positions reflect the sector's current views and enable timely, well-informed and effective engagement with the anticipated State Government reform proposals.

Attached to this Infopage is a brief Discussion Paper. The Discussion Paper outlines some example considerations that Local Governments may choose to address when preparing their feedback. It is not intended to present an exhaustive or prescriptive list.

Local Governments are requested to provide Council endorsed responses to the Discussion Paper by 27 March 2026. This feedback will inform an item to be presented to State Council.

For more information, please contact Kirsty Martin on 9213 2051 or Felicity Morris on 9213 2093. Please send responses to governance@walga.asn.au

Electoral Reform Discussion Paper

1. Background

1.1. Purpose

The purpose of this discussion paper is to request Council-endorsed Local Government feedback to inform WALGA's advocacy on Local Government electoral reforms expected to be proposed by the State Government, specifically:

- full spill elections every 4 years; and
- compulsory voting at Local Government elections

These options have been raised in statements by the Minister for Local Government, Hon Hannah Beazley MLA, but no formal proposals have yet been provided for consultation. While WALGA has relevant advocacy positions (discussed further below), the purpose of this discussion paper is to undertake early sector engagement to ensure WALGA's positions reflect the sector's current views and enable timely, well-informed and effective engagement with the anticipated State Government reform proposals.

1.2. WALGA existing advocacy positions

1.2.1. Elections

WALGA has established advocacy positions reflecting the sector's support of voluntary voting and elections of half the offices on Council every two years. These advocacy positions are provided in Appendix 1.

In late 2024 WALGA conducted a review of its Elections Advocacy Positions to ensure they reflected the sector's contemporary view.

Local Government responses at that time indicated strong (98%) support for half spills every two years, which was reflected in the adopted Advocacy Position [2.5.16 Elections](#).

While voluntary voting was supported by an overall majority of responses (74%), compulsory voting was supported by a majority (64%) of metropolitan respondents and a majority (61%) of Class 1 and 2 respondents.

State Council requested that the WALGA secretariat undertake further investigation of the implications of compulsory and voluntary participation in Local Government elections before reporting back to State Council.

In the interim, Advocacy Position [2.5.15 Participation in Local Government Elections](#) was retained, expressing support for voluntary voting with a note that further work was being undertaken.

This investigation was ongoing when the Minister for Local Government raised the prospect of further Local Government election reform.

A State by State comparison of electoral statistics is provided in Appendix 2.

1.2.2. Election costs

In 2024, WALGA conducted a review of five Local Government biennial election cycles up to and including the 2023 Local Government elections. The review demonstrated significant cost increases and concerns about the lack of transparency in costings provided by the Western Australian Electoral Commission (WAEC).

In September 2024, State Council adopted Advocacy Position [2.5.18 Local Government Elections Analysis 2015-2023](#), calling for an independent audit of the WAEC's cost allocation methods and the introduction of Service Level Agreements to ensure transparency of costing methodology.

Cost implications are a relevant consideration in assessing the appropriateness of any proposed electoral reform. However, the current lack of transparency in costing methodology makes it impossible to confidently forecast cost impacts.

This discussion paper seeks to identify the factors associated with each reform proposal that may affect election costs. This is further complicated by the interaction of possible reform options and external economic factors.

WALGA has requested that the Department of Local Government, Regulation and Industry Safety (LGIRS) and the Western Australian Electoral Commission, undertake modelling to identify the cost implications of any proposed reforms.

A comparison of available electoral costs data, State by State, is included as Table 4 in Appendix 2.

WALGA has contacted other Local Government associations to ask if they have experienced changes in costs associated with [compulsory four-year, all-in all-out](#), local government elections. As this has been the approach in most jurisdictions for some time, responses were largely unable to address changes in cost.

2. Election Frequency

Current situation

Western Australia holds biennial elections, with half of the offices on Council elected every two years for four-year terms. All other Australian jurisdictions hold full spill elections every four years (four-year terms).

Considerations

Considerations include:

- Voter participation and fatigue
- Continuity, knowledge retention and mentorship for new Council Members
- Stable whole-of-Council mandate and collective accountability
- Capacity for candidate recruitment
- Administrative requirements
- Extraordinary vacancies and backfilling
- Timing and transitional arrangements

Re-election rates

WALGA has analysed the composition of Councils following the last two Local Government elections in other Australian jurisdictions, all of which have full spill elections. A comparison of available data on re-election rates is included as Table 2 in Appendix 2.

This data suggests that on average, re-elected Council Members make up between 47% and 57% of Council following full spill elections.

By comparing over 700 consecutive ordinary election results, the review identified nine occasions when the membership of Council following an ordinary election was 100% different from the Council following the previous ordinary election. However, four of these local governments held mid-term extraordinary elections, meaning the changes in membership occurred over two or more elections within a four-year period.

Costs

In one respect, a change to a four-year cycle would reduce costs by reducing the number of elections. However, the cost of each election may increase. The WAEC uses the number of vacancies to inform quotations for the conduct of elections. Full spill elections would double the number of vacancies, with possible increased costs associated with printing and postage and increased staffing for the count.

WALGA cannot definitively determine an overall cost impact to Local Government without the requisite cost-modelling from the WAEC. WALGA has requested that the WAEC provide this modelling to LGIRS. The cost impact of a change in election frequency may also vary between Local Governments.

Questions

1. Does your Local Government support half spill elections every two years or full spill elections every four years?
2. What are the key considerations informing this view?
3. If full spill elections every four years were introduced, what transitional arrangements and consequential amendments may be required?
4. Any other comments?

3. Compulsory or Voluntary Voting

Current situation

Voting in Local Government elections is voluntary in Western Australia and South Australia. All other Australian jurisdictions have compulsory voting.

Considerations

Considerations include:

- Voter participation and democratic legitimacy
- Voter engagement, awareness and/or fatigue
- Administrative and enforcement requirements
- Application to owner and occupier rolls

Participation rates

A comparison of available participation data is included as Table 3 in Appendix 1.

Costs

The WAEC uses expected participation rates to inform quotations for the conduct of elections. It is likely that an increased participation rate would increase election costs through higher reply-paid charges and increased staffing for the count. However, in-person elections become more cost effective than postal elections at higher participation rates.

WALGA cannot definitively determine an overall cost impact to Local Government without the requisite cost-modelling from the WAEC. WALGA has requested that the WAEC provide this modelling to LGIRS. The cost impact of compulsory voting may also be different for each Local Government depending on their current participation rates and methods for holding elections, and whether these would change significantly.

Tasmania implemented compulsory voting in Local Government elections in 2022. Local Government Association Tasmania (LGAT) advised that this resulted in reasonably significant cost increases. The Tasmanian Electoral Commission reported a \$9.32 per elector cost for the first compulsory Local Government elections in 2022, a 35% increase from \$6.92 in 2018. An analysis of the factors contributing to this increase is not available and it may be challenging to draw direct comparisons between Tasmania and WA.

It is likely that the cost impact of compulsory voting would be moderated if elections also transition to a 4 yearly cycle.

DRAFT

Questions

5. Does your Local Government support compulsory voting or voluntary voting in Local Government elections?
6. If the frequency of Local Government elections were changed to every 4 years, would your Local Government support compulsory or voluntary voting?
7. What are the key considerations informing this view?
8. Any other comments?

DRAFT

Appendix 1- WALGA Elections Advocacy Positions

2.5.15 Participation in Local Government Elections

Position Statement	<p>The Local Government sector supports voluntary participation in Local Government elections.</p> <p><i>Noting that State Council at its 6 December 2024 State Council meeting resolved that the WALGA Secretariat further investigate implications of compulsory and voluntary participation in Local Government elections and report back to State Council.</i></p>
Background	<p>Voluntary participation in Local Government elections is a long-established position of the Local Government sector, and was confirmed as a result of sector feedback received during the Local Government reform process.</p>
State Council Resolution	<p>December 2024 - 090.5/2024</p> <p>February 2022 – 312.1/2022</p> <p>December 2020 – 142.6/2020</p> <p>March 2019 – 06.3/2019</p> <p>December 2017 – 121.6/2017</p> <p>October 2008 – 427.5/2008</p>
Supporting Documents	<p>Advocacy Positions for a New Local Government Act</p> <p>WALGA submission: Local Government Reform Proposal (February 2022)</p>

2.5.16 Elections

Position Statement	<p>The Local Government sector supports:</p> <ol style="list-style-type: none"> 1. Councillors serve four-year terms with elections every two years and half of the Council positions spilled at each election. 2. First-Past-The-Post (FPTP) voting system for Local Government elections. If Optional Preferential Voting (OPV) remains as the primary method of voting, the sector supports the removal of the 'proportional' part of the voting method for general elections. 3. First-Past-The-Post (FPTP) voting system for internal Council elections.
--------------------	--

4. Councils holding elections by means of in-person, postal and/or electronic voting.
5. Current legislative provisions of Mayor/President of Class 1 and Class 2 Local Governments being directly elected by the community and Class 3 and Class 4 Local Governments determining whether its Mayor or President is elected by the Council or by the community.

Background

The sector positions on Local Government elections have been long-established. This was confirmed as a result of sector feedback received during the Local Government reform process.

Following the 2023 Local Government Elections where legislative reforms to Local Government elections processes were first implemented, sector wide consultation was conducted on key elements of the elections advocacy positions to determine if they accurately reflected the sector's contemporary view.

State Council Resolution

December 2024 - 091.5/2024

February 2022 – 312.1/2022

December 2020 – 142.6/2020

March 2019 – 06.3/2019

December 2017 – 121.6/2017

October 2008 – 427.5/2008

2.5.18 Local Government Elections Analysis 2015-2023

Position Statement

That WALGA advocate to the State Government:

1. For an independent Local Government election audit, focusing on the Western Australia Electoral Commission's (WAEC) service delivery and cost allocation methods and costing applications used, to confirm that marginal cost recovery principles are applied and that the costing program is being effectively managed.
2. For the requirement for the WAEC to develop and implement Service Level Agreements with Local Governments, similar to those agreements currently used in New South Wales and Victorian Local Government elections and that includes:
 - a. transparency of costing methodology,
 - b. direct engagement with Local Governments pre and post elections, and
 - c. the roles and responsibilities of the WAEC and Local Governments in the conduct of elections.

3. For a review of the legislative framework that would allow for more than one election services provider to conduct Local Government elections.
4. For a mandated WAEC Report to Parliament specific to Local Government elections post each election cycle, outlining costs, results, voter turnout and matters for improvement both in the conduct of elections and the legislation, if relevant.

Background

A comprehensive review and analysis of five election cycles up to and including the 2023 Local Government election against the backdrop of legislative reforms to the Local Government electoral process in Western Australia was carried out by WALGA.

With a focus on postal elections conducted exclusively by the Western Australian Electoral Commission (WAEC), the analysis has found evidence of the rising cost and reduced service level of conducting Local Government elections in Western Australia.

Elected Member feedback, costs vs service comparisons and engagement by the sector with WALGA's governance services over the 2023 Local Government election period, are the basis for the position outlined above.

State Council Resolution

September 2024 - 065.4/2024

Appendix 2 - Election Statistics

The data in the following tables is derived from publicly available reports issued by the respective State Electoral Commissions for the elections they conducted. The different content and format of reporting in each jurisdiction can make direct comparisons challenging.

Table 1: Comparative overview

Jurisdiction	Compulsory/optional voting	Frequency	Postal/In Person
Western Australia	Optional	Half spill every 2 years	Postal or in person
South Australia	Optional	Full spill every 4 years.	Postal.
Northern Territory	Compulsory	Full spill every 4 years	Postal or in person.
Queensland	Compulsory	Full spill every 4 years.	Postal or in person.
New South Wales	Compulsory	Full spill every 4 years.	In person.
Victoria	Compulsory	Full spill every 4 years.	Postal
Tasmania	Compulsory	Full spill every 4 years.	Postal

Table 2: Average percentage of returning Council Members (at individual Council level)

States with full spills only. Calculated using publicly reported ordinary election results including elections conducted by private providers.

State	Most recent election year Average % of Council Members who were Council Members the previous term	Previous election year Average % of Council Members who were Council Members the previous term
Queensland	2024 47%	2021 49%
New South Wales	2024 54%	2021 49%
Victoria	2024 46%	2020 47%
South Australia	2022 57%	2018 48%
Tasmania	2022 53%	2018 54%

Table 3: Percentage of all elected candidates who were returning Council Members (at State level)

States with full spills only. Official state level percentage reported by electoral commissions for elections they conducted.

State	Most recent election year % of returning Council Members	Previous election year % of returning Council Members
Queensland	2024 43.2%	2021 46.0%
New South Wales	2021 56.8%	2016/17 (amalgamations) 60.6%
Victoria	2024 43.0%	2020 51.9%
South Australia	2022 50.0%	2018 55.3%
Tasmania	2022 46.0%	2018 48.0%

Table 4: Election participation rates

State	Election Year	Election Year	Election Year
WA	2023 31.2%	2021 30.2%	2019 29.1%
NSW	2024 84.54%	2021 (2020 postponed) 83.56%	2016/2017 (amalgamations) 2017: 79.58% 2016: 79.27%
NT	2025 <i>Official report not yet available.</i>	2021 61.3%	2017 58.5%
QLD	2024 82.31%	2020 (COVID impacted) 77.71%	2016 83.04%
SA	2022 32.9%	2018 31.6%	2014 31.99%
TAS	2022 (First election with compulsory voting) 84.79%	2018 58.72%	2014 54.58%
VIC	2024 81.46%	2020 81.47%	2016 72.15%

Table 5: Election costs
Election costs invoiced to Local Governments.

State	Election Year	Election Year	Election Year
WA	2023 <i>postal elections only</i> \$5.17 per elector 1,763,392 electors (115 districts)	2021 <i>postal elections only</i> \$4.06 per elector 1,727,712 electors (92 districts)	2019 <i>postal elections only</i> \$3.70 per elector 1,619,431 electors (86 districts)
NSW	2024 \$55.67million 5,242,086 electors (125 councils)	2021 \$46million (<i>budgeted</i>) 4,838,137 electors (122 councils)	2016/2017 2017 \$19.17 million 2.73 million electors (45 councils) 2016 \$14.11 million 1.97million electors (76 councils)
NT	2025 NA	2021 \$1,864,193 142,546 electors	2017 \$1,593,775 133,927 electors
SA	2022 \$8.93million (ex GST) \$6.93 per elector (ex GST)	2018 \$6.57million (ex GST) \$5.41 per elector (ex GST)	2014 \$4.36million (ex GST) \$3.77 per elector (ex GST)
TAS	2022 <i>voting became compulsory</i> \$9.32 per elector 410,975 electors	2018 \$6.92 per elector 356,810 electors	2014 <i>first all-in all-out</i> \$5.59 per elector 375,355 electors

Note: Data in this table is taken from reports published by the relevant Electoral Commissions. Due to differences in the ways electoral costs are apportioned, a per elector cost is only provided if it was reported. Data for QLD and VIC is not clearly discernible in Election Reports, and therefore not presented in this table.

SHIRE OF CORRIGIN

BUDGET REVIEW REPORT

FOR THE PERIOD ENDED 28 FEBRUARY 2026

*LOCAL GOVERNMENT ACT 1995
LOCAL GOVERNMENT (FINANCIAL MANAGEMENT) REGULATIONS 1996*

TABLE OF CONTENTS

Statement of Budget Review	2
Note 1 Basis of Preparation	3
Note 2 Summary Graphs - Budget Review	4
Note 3 Net Current Funding Position	5
Note 4 Predicted Variances / Future Budget Amendments	6

SHIRE OF CORRIGIN
STATEMENT OF BUDGET REVIEW
FOR THE PERIOD ENDED 28 FEBRUARY 2026

Budget v Actual					
Note	Adopted Budget	Updated Budget		Estimated Year at End Amount (b)	Predicted Variance (b) - (a)
		Estimates (a)	Year to Date Actual		
	\$	\$	\$	\$	\$
OPERATING ACTIVITIES					
Revenue from operating activities					
	3,185,550	3,185,550	3,185,538	3,185,550	0
	98,446	98,446	98,446	98,446	0
4.1	1,543,011	1,543,011	1,314,927	1,672,825	129,814 ▲
4.2	843,808	843,808	563,663	835,477	(8,331) ▼
	283,990	283,990	44,896	283,990	0
4.3	261,461	261,461	308,739	369,835	108,374 ▲
	218,867	218,867	0	218,867	0
	6,435,133	6,435,133	5,516,209	6,664,990	229,857
Expenditure from operating activities					
4.4	(3,045,931)	(3,045,931)	(1,722,766)	(3,055,931)	(10,000) ▼
4.5	(2,500,851)	(2,500,851)	(1,280,718)	(2,681,961)	(181,110) ▼
4.6	(374,880)	(374,880)	(203,606)	(369,880)	5,000 ▲
	(4,714,278)	(4,714,278)	(3,023,226)	(4,714,278)	0
	(51,087)	(51,087)	(26,137)	(51,087)	0
	(346,106)	(346,106)	(311,558)	(346,106)	0
4.7	(216,439)	(216,439)	(121,879)	(231,439)	(15,000) ▼
	(235,609)	(235,609)	(29,561)	(235,609)	0
	(11,485,181)	(11,485,181)	(6,719,451)	(11,686,291)	(201,110)
Non-cash amounts excluded from operating activities					
	4,714,322	4,731,020	3,052,787	4,731,020	0
Amount attributable to operating activities					
	(335,726)	(319,028)	1,849,545	(290,281)	28,747
INVESTING ACTIVITIES					
Inflows from investing activities					
4.8	1,545,354	1,545,354	405,780	1,460,181	(85,173) ▼
	547,000	547,000	85,000	547,000	0
	167,080	167,080	310,000	167,080	0
	2,259,434	2,259,434	800,780	2,174,261	(85,173)
Outflows from investing activities					
4.9	(370,000)	(370,000)	(3,600)	(250,000)	120,000 ▲
4.10	(1,775,000)	(1,775,000)	(460,030)	(1,619,000)	156,000 ▲
4.11	(107,500)	(107,500)	(71,145)	(95,950)	11,550 ▲
4.12	(2,279,009)	(2,279,009)	(1,152,097)	(2,353,503)	(74,494) ▼
4.13	(782,500)	(782,500)	(292,216)	(798,500)	(16,000) ▼
	(5,314,009)	(5,314,009)	(1,979,088)	(5,116,953)	197,056
Non-cash amounts excluded from investing activities					
4.14	(1,444)	0	0	(1,444)	▲
Amount attributable to investing activities					
	(3,056,019)	(3,054,575)	(1,178,308)	(2,944,136)	111,883
FINANCING ACTIVITIES					
Cash inflows from financing activities					
4.15	234,660	234,660	183,078	296,768	62,108 ▲
	234,660	234,660	183,078	296,768	62,108
Cash outflows from financing activities					
	(103,465)	(103,465)	(51,140)	(103,465)	0
4.16	(427,708)	(427,708)	0	(516,082)	(88,374) ▼
	(531,173)	(531,173)	(51,140)	(619,547)	(88,374)
Amount attributable to financing activities					
	(296,513)	(296,513)	131,938	(322,779)	(26,266)
MOVEMENT IN SURPLUS OR DEFICIT					
4.17	3,688,258	3,688,258	3,555,752	3,555,752	(132,506) ▼
Amount attributable to operating activities					
	(335,726)	(319,028)	1,849,545	(290,281)	28,747
Amount attributable to investing activities					
	(3,056,019)	(3,054,575)	(1,178,308)	(2,942,692)	111,883
Amount attributable to financing activities					
	(296,513)	(296,513)	131,938	(322,779)	(26,266)
3(a),4.18	0	18,142	4,358,927	0	(18,142) ▼

1. BASIS OF PREPARATION

This budget review has been prepared in accordance with the *Local Government Act 1995* and accompanying regulations.

Local Government Act 1995 requirements

Section 6.4(2) of the *Local Government Act 1995* read with the *Local Government (Financial Management) Regulations 1996*, prescribe that the budget review be prepared in accordance with the *Local Government Act 1995* and, to the extent that they are not inconsistent with the Act, the Australian Accounting Standards. The Australian Accounting Standards (as they apply to local governments and not-for-profit entities) and Interpretations of the Australian Accounting Standards Board were applied where no inconsistencies exist.

The *Local Government (Financial Management) Regulations 1996* specify that vested land is a right-of-use asset to be measured at cost, and is considered a zero cost concessionary lease. All right-of-use assets under zero cost concessionary leases are measured at zero cost rather than at fair value, except for vested improvements on concessionary land leases such as roads, buildings or other infrastructure which continue to be reported at fair value, as opposed to the vested land which is measured at zero cost. The measurement of vested improvements at fair value is a departure from *AASB 16 Leases* which would have required the Shire of Corrigin to measure any vested improvements at zero cost.

Local Government (Financial Management) Regulations 1996, regulation 33A prescribes contents of the budget review.

Accounting policies which have been adopted in the preparation of this budget review have been consistently applied unless stated otherwise. Except for the statement of financial activity, the budget review has been prepared on the accrual basis and is based on historical costs, modified, where applicable, by the measurement at fair value of selected non-current assets, financial assets and liabilities.

Year to Date Actual balances

Balances shown in this budget as Year to Date Actual are based on records at the time of preparation of the budget review and are subject to final adjustments.

Rounding off figures

All figures shown in this statement are rounded to the nearest dollar.

THE LOCAL GOVERNMENT REPORTING ENTITY

All funds through which the Shire of Corrigin controls resources to carry on its functions have been included in the financial statements forming part of this financial report.

All monies held in the Trust Fund are excluded from the financial statements.

Critical accounting estimates and judgements

The preparation of a financial report in conformity with Australian Accounting Standards requires management to make judgements, estimates and assumptions that effect the application of policies and reported amounts of assets and liabilities, income and expenses.

The estimates and associated assumptions are based on historical experience and various other factors believed to be reasonable under the circumstances; the results of which form the basis of making the judgements about carrying values of assets and liabilities that are not readily apparent from other sources. Actual results may differ from these estimates.

As with all estimates, the use of different assumptions could lead to material changes in the amounts reported in the budget review.

The following are estimates and assumptions that have a significant risk of causing a material adjustment to the carrying amounts of assets and liabilities within the current financial year:

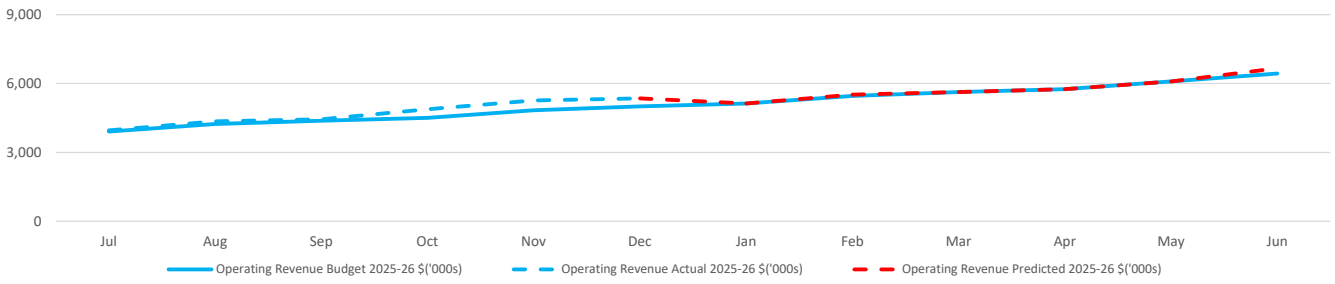
- estimated fair value of certain financial assets
- impairment of financial assets
- estimation of fair values of land and buildings, infrastructure and investment property
- estimation uncertainties made in relation to lease accounting
- estimation of fair values of provisions

MATERIAL ACCOUNTING POLICIES

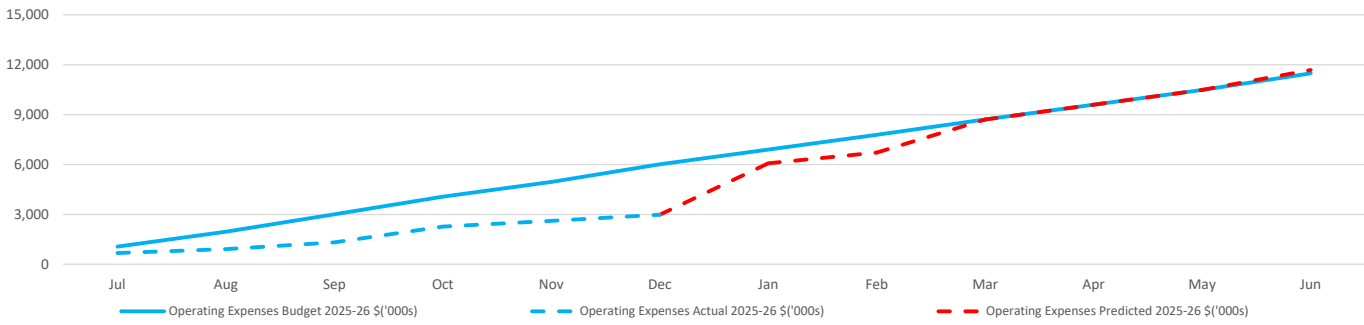
Material accounting policies utilised in the preparation of these statements are as described within the 2025-26 Annual Budget. Please refer to the adopted budget document for details of these policies.

2. SUMMARY GRAPHS - BUDGET REVIEW

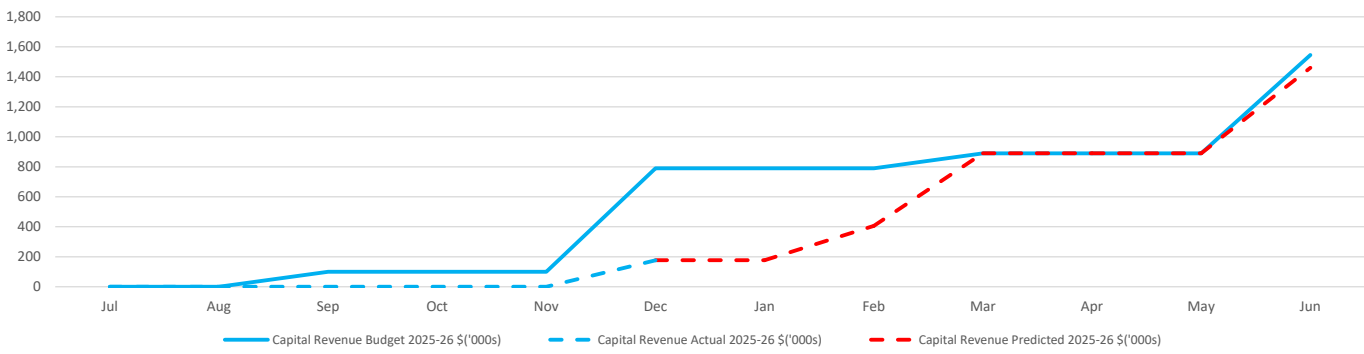
Operating Revenue



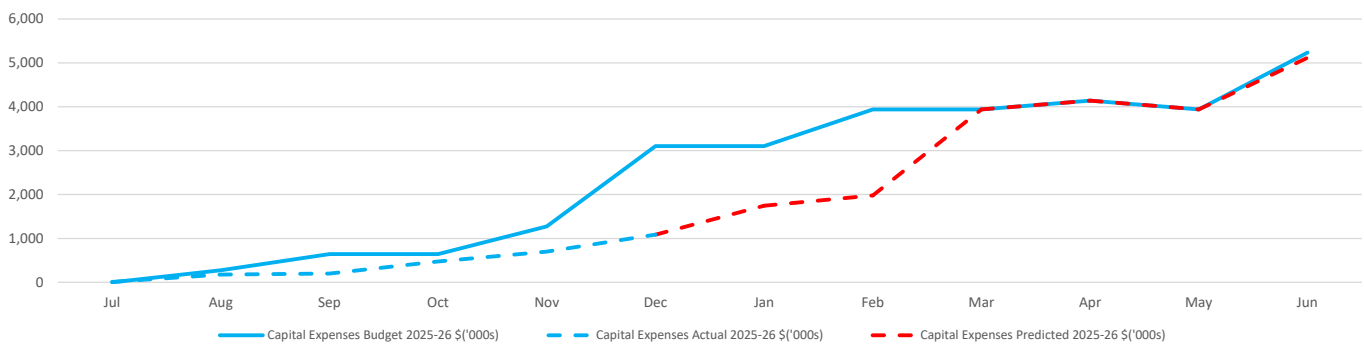
Operating Expenses



Capital Revenue



Capital Expenditure



This information is to be read in conjunction with the accompanying financial statements and notes.

3 NET CURRENT FUNDING POSITION
EXPLANATION OF DIFFERENCE IN NET CURRENT ASSETS AND SURPLUS/(DEFICIT)

	Audited Actual 30 June 2025	Adopted Budget 30 June 2026	Updated Budget Estimates 30 June 2026	Year to Date Actual 28 February 2026	Estimated Year at End Amount 30 June 2026
	\$	\$	\$	\$	\$
(a) Composition of estimated net current assets					
Current assets					
Cash and cash equivalents	3,915,716	589,909	589,909	4,432,763	222,354
Financial assets	4,259,215	4,452,263	4,452,263	4,259,215	4,669,847
Trade and other receivables	195,543	68,435	68,435	422,313	68,435
Inventories	67,803	77,240	77,240	25,858	77,240
Other assets	0	33,872	33,872	31,107	33,872
Contract assets	297,762	0	0	0	0
Assets classified as held for sale	100,000	0	0	100,000	50,000
	8,836,039	5,221,719	5,221,719	9,271,256	5,121,748
Less: current liabilities					
Trade and other payables	(355,673)	(137,850)	(137,850)	(143,709)	(237,850)
Contract/ Other liabilities	0	(36,154)	(36,154)	(27,080)	0
Borrowings	(103,465)	0	0	(52,326)	(103,465)
Employee related provisions	(374,081)	(345,400)	(345,400)	(374,081)	(374,081)
Other provisions	0	(57,292)	(57,292)	0	(57,292)
	(833,219)	(576,696)	(576,696)	(597,196)	(772,688)
	8,002,820	4,645,023	4,645,023	8,674,060	4,349,060
Net current assets					
Less: Total adjustments to net current assets	(4,447,068)	(4,645,023)	(9,251,008)	(3,983,961)	(4,349,060)
Closing funding surplus / (deficit)	3,555,752	0	(4,605,985)	4,690,099	0

(b) Current assets and liabilities excluded from budgeted deficiency

The following current assets and liabilities have been excluded from the net current assets used in the Statement of Financial Activity in accordance with *Financial Management Regulation 32* to agree to the surplus/(deficit) after imposition of general rates.

	Audited Actual 30 June 2025	Adopted Budget 30 June 2026	Updated Budget Estimates 30 June 2026	Year to Date Actual 28 February 2026	Estimated Year at End Amount 30 June 2026
	\$	\$	\$	\$	\$
Adjustments to net current assets					
Less: Reserve accounts	(4,450,533)	(4,643,581)	(4,643,581)	(4,267,455)	(4,669,847)
Less : Current assets not expected to be received at end of year	(100,000)	(37,596)	(4,643,581)	0	(50,000)
Add: Current liabilities not expected to be cleared at end of year					
- Current portion of borrowings	103,465	0	0	52,326	103,465
- Current portion of contract liability held in reserve	0	36,154	36,154	0	36,154
- Current portion of provisions held in reserve	0	0	0	231,168	231,168
Total adjustments to net current assets	(4,447,068)	(4,645,023)	(9,251,008)	(3,983,961)	(4,349,060)

(c) Non-cash amounts excluded from operating activities

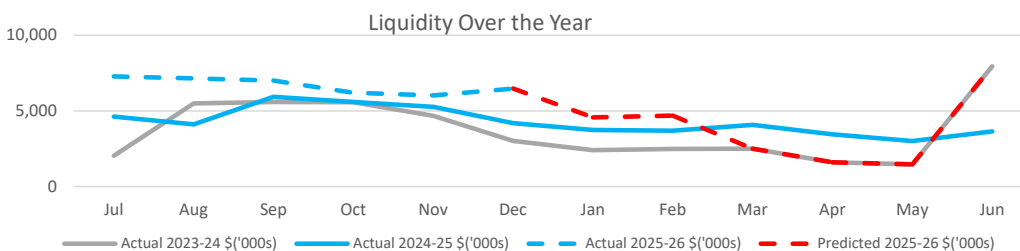
The following non-cash revenue and expenditure has been excluded from operating activities within the Statement of Financial Activity in accordance with *Financial Management Regulation 32*.

	Audited Actual 30 June 2025	Adopted Budget 30 June 2026	Updated Budget Estimates 30 June 2026	Year to Date Actual 28 February 2026	Estimated Year at End Amount 30 June 2026
	\$	\$	\$	\$	\$
Adjustments to operating activities					
Less: Profit on asset disposals	(55,500)	(218,867)	(218,867)	0	(218,867)
Less: Fair value adjustments to financial assets at fair value through profit or loss	(3,551)				
Add: Loss on disposal of assets	26,454	235,609	235,609	29,561	235,609
Add: Depreciation on assets	4,341,301	4,714,278	4,714,278	3,023,226	4,714,278
Non-cash movements in non-current assets and liabilities:					
Employee benefit provisions	0	(16,698)	0	0	0
Non-cash amounts excluded from operating activities	4,308,704	4,714,322	4,731,020	3,052,787	4,731,020

(d) Investing activities excluded from budgeted deficiency

The following non-cash revenue and expenditure has been excluded from investing activities within the Statement of Financial Activity in accordance with *Financial Management Regulation 32*.

	Audited Actual 30 June 2025	Adopted Budget 30 June 2026	Updated Budget Estimates 30 June 2026	Year to Date Actual 28 February 2026	Estimated Year at End Amount 30 June 2026
	\$	\$	\$	\$	\$
Adjustments to investing activities					
Less: Movement in current unspent capital grants associated with restricted cash	0	(1,444)	0	0	0
Non cash amounts excluded from investing activities	0	(1,444)	0	0	0



SHIRE OF CORRIGIN
NOTES TO THE REVIEW OF THE ANNUAL BUDGET
FOR THE PERIOD ENDED 28 FEBRUARY 2026

4 PREDICTED VARIANCES

		Variance
		\$
Revenue from operating activities		
4.1	Grants, subsidies and contributions Financial Assistance Grant was unknown at budget time, so the 24/25 amount was used; the actual 25/26 allocation is higher. Grant funding for Local Government Emergency Management was budgeted at \$115,000, but the actual funding to be received is lower. details in Note 5 – Budget Review Informing Information Reports.	129,814 ▲
4.2	Fees and charges Reduced rent in Jose Units due to unit repairs.	(8,331) ▼
4.3	Other revenue Increase in revenue from sale of Granite Rise blocks as more blocks were sold than budgeted.	108,374 ▲
Expenditure from operating activities		
4.4	Employee costs Higher LSL payouts required as a result of staff retirements.	(10,000) ▼
4.5	Materials and contracts Increases across several GLs; details provided in Note 1 – Budget Review Informing Information Reports.	(181,110) ▼
4.6	Utility charges Decrease to utility charges for Local Government Emergency Management due to reduced grant funding.	5,000 ▲
4.7	Other expenditure Increased expenditure for settlement fees and costs relating to Granite Rise land sales.	(15,000) ▼
Inflows from investing activities		
4.8	Capital grants, subsidies and contributions Various capital grant funding changes; details in Note 6 – Budget Review Informing Information Reports.	(85,173) ▼
Outflows from investing activities		
4.9	Purchase of land and buildings Capital works adjustments made; details in Note 7 – Budget Review Informing Information Reports.	120,000 ▲
4.10	Purchase of plant and equipment Capital works adjustments made; details in Note 7 – Budget Review Informing Information Reports.	156,000 ▲
4.11	Purchase of furniture and equipment Capital works adjustments made; details in Note 7 – Budget Review Informing Information Reports.	11,550 ▲
4.12	Purchase and construction of infrastructure-roads Capital works adjustments made; details in Note 7 – Budget Review Informing Information Reports.	(74,494) ▼
4.13	Purchase and construction of infrastructure-other Capital works adjustments made; details in Note 7 – Budget Review Informing Information Reports.	(16,000) ▼
Cash inflows from financing activities		
4.15	Transfers from reserve accounts Adjustments to reserves; see Note 2 – Budget Review Informing Information Reports.	62,108 ▲
Cash outflows from financing activities		
4.16	Transfers to reserve accounts Adjustments to reserves; see Note 2 – Budget Review Informing Information Reports.	(88,374) ▼
4.17	Surplus or deficit at the start of the financial year Surplus variance caused by audit adjustments and late invoices in the Adopted Annual Report.	(132,506) ▼
4.18	Surplus or deficit after imposition of general rates As outlined in the explanations above.	(18,142) ▼

**SHIRE OF CORRIGIN
BUDGET REVIEW INFORMING INFORMATION REPORTS
FOR THE PERIOD ENDED 28 FEBRUARY 2026**

1. BUDGET AMENDMENTS LISTING

GL Account Code	Description	Council Resolution	Classification	Original Budget	Proposed Budget	No Change - (Non Cash Items) Adjust.	Increase in Available Cash	Decrease in Available Cash	Amended Budget Running Balance	Comments
						\$	\$	\$	\$	
	Budget Adoption		Opening Surplus(Deficit)	3,688,258	3,555,752			(132,506)	(132,506)	Adjustment to the Surplus carried forward after final audit
03201	Grants Commission Grant Received - General Purpose			667,632	771,501		103,869	0	(28,637)	Financial Assistance Grant was unknown at budget time, so the 24/25 amount was use. Actual 25/26 allocation is higher.
03202	Grants Commission Grant Received - Local Roads			386,159	447,544		61,385	0	32,748	Financial Assistance Grant was unknown at budget time, so the 24/25 amount was use. Actual 25/26 allocation is higher.
05117	DRFAWA - February 2022 Fire	120/2025		-	143,735		0	(143,735)	(110,987)	Council Resolution 120/2025: Underspent portion of grant funding must be returned to the funding body.
05120	DFES - Mitigation Activity - Fire Management			-	11,621		0	(11,621)	(122,608)	Underspent portion of grant funding must be returned to the funding body.
12218	DRFAWA - Flood Damage Road Reinstatement	120/2025		-	56,552		0	(56,552)	(179,160)	Council Resolution 120/2025: Underspent portion of grant funding must be returned to the funding body.
05112	DFES LGGS Funding			115,000	79,560		0	(35,440)	(214,600)	Budgeted on requesting \$115,00; actual funding to be received is lower.
05102	LGGS - Maintenance Plant & Equipment			-	6,000	-	3,000	0	(211,600)	Expenditure reduced as the expected funding is not to be received.
05105	LGGS - Clothing and Accessories			-	35,000	-	12,000	23,000	(188,600)	Expenditure reduced as the expected funding is not to be received.
05106	LGGS - Utilities, Rates, & Taxes			-	6,000	-	1,000	5,000	(183,600)	Expenditure reduced as the expected funding is not to be received.
05107	LGGS - Other Goods & Services			-	17,000	-	12,560	4,440	(179,160)	Expenditure reduced as the expected funding is not to be received.
11383	Capital Expense - Other Recreation F&E			-	65,000	-	20,000	45,000	(134,160)	Capital expenditure reduced for OHS Chemical Treatment Upgrades; work to be completed by contractors, equipment to be reconsidered in future budgets.
11372	Capital Expenditure - Other Recreation Infra. Parks & Ovals			-	610,000	-	620,000	0	(144,160)	Shade Shelter over BBQs at Rotary Park requires additional funds due to quotes being higher than the \$10,000 budget.
09184	Staff Housing Capital Expenditure - Building			-	10,000	-	10,000	0	(144,160)	Budget unchanged. Expenditure redirected to air conditioning for 2 Spanney as 1 Spanney carpets were completed in maintenance and 2 Spanney required airconditioner to be replaced.
13481	Capital Expense - Saleyard F&E			-	10,000	-	-	10,000	(134,160)	eTag Reader purchase removed from capital; smaller model is sufficient and is below the asset threshold, so cost moved to operating.
13400	Maintenance - Saleyards Expense			-	3,326	-	4,826	0	(135,660)	eTag Reader purchase removed from capital; smaller model is sufficient and is below the asset threshold, so cost moved to operating.
04107	Council Election Expenses			-	17,500	-	5,000	12,500	(123,160)	No election was required, so allocated funds were not needed.
04106	Training Expenses of Members Expense			-	3,000	-	6,000	0	(126,160)	Additional training needed due to change of Councillors.
05311	Funding - Emergency Power Supply			135,000	-		0	(135,000)	(261,160)	Grant was not successful; will consider future opportunities in upcoming budgets.
14584	Capital Expenditure - Emergency Power Supply			-	156,000	-	-	156,000	(105,160)	Grant was not successful; will consider future opportunities in upcoming budgets.
08285	Capital Expenditure - CRC Reception Upgrade			-	20,000	-	-	20,000	(85,160)	Unable to progress CRC desk upgrades due to contractor/quote delays; to be reconsidered in next year's budget with new Building Officer.
09251	Rental - LGCHP Units - 36 Jose Street Income			20,314	11,983		0	(8,331)	(93,491)	Reduction in rent due to unit repairs
10104	Corrigin Tip Maintenance Expenses			-	100,235	-	110,235	(10,000)	(103,491)	Repairs to fence and audit requirements of railings
10185	Capital Expense - Transfer Station - Infrastructure Other			-	20,000	-	26,000	(6,000)	(109,491)	Hook Bin Expenditure was more than anticipated
10652	Profit on Sale of Inventory - Granite Rise Land Sale			67,080	175,454		108,374		(1,117)	Sold more Blocks than anticipated
	Transfer to Reserves - Land Subdivision Reserve			-	67,080	-	-	(108,374)	(109,491)	Sold more Blocks than anticipated
14810	Granite Rise Operating Expenses			-	24,400	-	39,400	(15,000)	(124,491)	Sold more Blocks than anticipated
11292	Swimming Pool Capital Purchases (F&E)			-	32,500	-	75,950	(43,450)	(167,941)	Pool cleaner and new water heater replacement not in original budget
	Transfer to Reserves - Plant Replacement Reserve			-	20,000	-	-	20,000	(147,941)	Pool cleaner and new water heater replacement not in original budget

	Transfer from Reserves - Plant Replacement Reserve	-	23,450	23,450		(124,491)	Pool cleaner and new water heater replacement not in original budget
12179	Capital Expenditure - Doyle Road	-	56,160	-	56,160	(68,331)	Remove project due to Grant Funding reduction
12251	Grant - Roads to Recovery Income		696,426	640,266	(56,160)	(124,491)	Reduction to Grant Funding
12189	Capital Expenditure - Wickepin Corrigin	-	498,000	605,654	(107,654)	(232,145)	Expenditure exceeded allocation, requiring a budget increase.
12250	Grant - Regional Road Group Income		400,000	471,536	71,536	(160,609)	Expenditure exceeded allocation, requiring a budget increase.
12600	Airstrip Maintenance Expense	-	111,354	101,354	10,000	(150,609)	Expenditure underspent and not expected to be spent by year end.
13112	Groundwater Management Expense	-	5,240	17,740	(12,500)	(163,109)	Failure of four bores resulted in replacement costs.
13751	Public Utilities Other Income		34,705	54,627	19,922	(143,187)	Unexpected reimbursement of LRCI Phase 2 funds, increasing income.
14229	Long Service Leave Works Expense	-	10,000	20,000	(10,000)	(153,187)	No transfer to Employee Leave Entitlements as LSL account requires funds due to retirements.
	Transfer to Reserves - Employee Entitlement Reserve	-	10,000	-	10,000	(143,187)	No transfer to Employee Leave Entitlements as LSL account requires funds due to retirements.
11152	Public Halls and Civic Centres Grant Funding		-	14,529	14,529	(128,658)	Unexpected reimbursement of LRCI Phase 2 funds, increasing income.
	Transfer from reserves - Roadworks Reserve		-	28,658	28,658	(100,000)	Funds transferred from reserves to meet reimbursement required by Council Resolution 120/2025 and maintain a balanced budget.
11188	Capital Expense - Bilbarin Hall	-	150,000	50,000	100,000	0	Bilbarin Hall capital reduced to \$50,000 as concept plan quotes exceeded budget; \$100,000 reallocated to balance budget. Future funding to be considered in 26/27 once further quotes reviewed.
12400	Capital Expenditure - Road Train Combination	-	520,000	520,000	0	0	Budget unchanged. Prime mover replacement updated from CR19 to CR7 at staff request.
					0	906,823	(906,823)

**SHIRE OF CORRIGIN
BUDGET REVIEW INFORMING INFORMATION REPORTS
FOR THE PERIOD ENDED 28 FEBRUARY 2026**

2. RESERVE ACCOUNTS

Reserve account name	Budget				Actual				Amended Budget			
	Opening Balance	Transfers In (+)	Transfers Out (-)	Closing Balance	Opening Balance	Transfers In (+)	Transfers Out (-)	Closing Balance	Opening Balance	Transfers In (+)	Transfers Out (-)	Closing Balance
	\$	\$	\$	\$	\$	\$	\$	\$	\$	\$	\$	\$
Reserve accounts restricted by Council												
Employee Entitlement Reserve	231,168	19,069	0	250,237	231,168	0	0	231,168	231,168	19,069	(10,000)	240,237
Housing Reserve	478,383	28,771	0	507,154	478,383	0	0	478,383	478,383	28,771	0	507,154
Office Equipment Reserve	153,372	11,018	0	164,390	153,372	0	0	153,372	153,372	11,018	0	164,390
Plant Replacement Reserve	1,490,691	78,491	0	1,569,182	1,490,691	0	0	1,490,691	1,490,691	58,491	(23,450)	1,525,732
Swimming Pool Reserve	280,725	16,015	0	296,740	280,725	0	0	280,725	280,725	16,015	0	296,740
Roadworks Reserve	291,759	11,448	0	303,207	291,759	0	0	291,759	291,759	11,448	(28,658)	274,549
Land Subdivision Reserve	271,631	77,738	0	349,369	271,631	0	0	271,631	271,631	186,112	0	457,743
Townscape Reserve	20,048	787	(20,835)	0	20,048	0	0	20,048	20,048	787	(20,835)	0
Medical Reserve	91,447	13,588	0	105,035	91,447	0	0	91,447	91,447	13,588	0	105,035
LGCHP Long Term Maintenance Reserve	18,418	723	(15,000)	4,141	18,418	0	0	18,418	18,418	723	(15,000)	4,141
Rockview Reserve	12,113	1,475	0	13,588	12,113	0	0	12,113	12,113	1,475	0	13,588
Senior Citizens Reserve	60,279	2,365	0	62,644	60,279	0	0	60,279	60,279	2,365	0	62,644
Town Hall Reserve	94,211	8,697	0	102,908	94,211	0	0	94,211	94,211	8,697	0	102,908
Recreation & Events Centre and surrounds Reserve	542,227	31,276	0	573,503	542,227	0	0	542,227	542,227	31,276	0	573,503
Bendering Tip Reserve	122,743	14,816	0	137,559	122,743	0	0	122,743	122,743	14,816	0	137,559
Grants & Contributions Reserve	191,318	7,507	(198,825)	0	191,318	0	(183,078)	8,240	191,318	7,507	(198,825)	0
Information Technology and Software Reserve	100,000	103,924	0	203,924	100,000	0	0	100,000	100,000	103,924	0	203,924
	4,450,533	427,708	(234,660)	4,643,581	4,450,533	0	(183,078)	4,267,455	4,450,533	516,082	(296,768)	4,669,847

SHIRE OF CORRIGIN
 BUDGET REVIEW INFORMING INFORMATION REPORTS
 FOR THE PERIOD ENDED 28 FEBRUARY 2026

3. RATE REVENUE

General rate revenue

RATE TYPE	Rate in \$ (cents)	Number of Properties	Rateable Value	Budget			YTD Actual			Budget Amendments			Amended Budgeted Rate Revenue	
				Rate Revenue	Interim Rate Revenue	Total Rate Revenue	Rate Revenue	Interim Rate Revenue	Total Rate Revenue	Original Budgeted Rate Revenue	Adjustment to Budgeted Rate Revenue	Adjustment to Budgeted Interim Rate Revenue		
				\$	\$	\$	\$	\$	\$	\$	\$	\$		
Gross rental value														
Townsites	0.097474	419	4,904,101	478,022	5,000	483,022	478,022	4,987	483,010	478,022	0	5,000		483,022
Unimproved value														
Rural	0.006477	347	417,250,000	2,702,528	0	2,702,528	2,702,528	0	2,702,528	2,702,528	0	0		2,702,528
Sub-Total		766	422,154,101	3,180,550	5,000	3,185,550	3,180,550	4,987	3,185,538	3,180,550	0	5,000		3,185,550
Minimum payment														
Gross rental value														
Townsites	510	56	98,557	28,560	0	28,560	28,560	0	28,560	28,560	0	0		28,560
Unimproved value														
Rural	510	31	900,048	15,810	0	15,810	15,810	0	15,810	15,810	0	0		15,810
Sub-total		87	998,605	44,370	0	44,370	44,370	0	44,370	44,370	0	0		44,370
Amount from general rates														
Ex-gratia rates	0.086125	5	627,875	54,076	0	54,076			54,076	54,076	0	0		54,076
Total general rates						3,283,996			3,283,983	54,076	0	0		3,283,996

**SHIRE OF CORRIGIN
BUDGET REVIEW INFORMING INFORMATION REPORTS
FOR THE PERIOD ENDED 28 FEBRUARY 2026**

4. CASH AND FINANCIAL ASSETS AT AMORTISED COST

Description	Classification	Unrestricted	Reserve Accounts	Total	Trust	Institution	Interest Rate	Maturity Date
		\$	\$	\$	\$			
Cash Float on Hand	Cash and cash equivalents	400		400				
Municipal Fund	Cash and cash equivalents	823,619		823,619		NAB	0.00%	At Call
Overnight Cash Deposit Facility	Cash and cash equivalents	763,268		763,268		WATC/NAB	4.05%	At Call
Reserves At Call Fund	Cash and cash equivalents	0	8,240	8,240		NAB	0.00%	At Call
Trust Fund	Cash and cash equivalents	0		0	104,065	NAB	0.00%	At Call
The Stevenson Trust	Cash and cash equivalents	0		0	45,797	NAB	0.55%	At Call
Police Licensing Trust Fund	Cash and cash equivalents	0		0	2,664	NAB	0.00%	At Call
Municipal Cash at Bank at Call	Cash and cash equivalents	2,837,236		2,837,236				
Reserves Fund	Financial assets at amortised cost	0	4,259,215	4,259,215		NAB	4.10%	06/2026
The Stevenson Trust	Financial assets at amortised cost	0		0	777,541	NAB	5.01%	06/2026
Total		4,424,524	4,267,455	8,691,979	930,067			
Comprising								
Cash and cash equivalents		4,424,524	8,240	4,432,764	152,526			
Financial assets at amortised cost - Term Deposits		0	4,259,215	4,259,215	777,541			
		4,424,524	4,267,455	8,691,979	930,067			

KEY INFORMATION

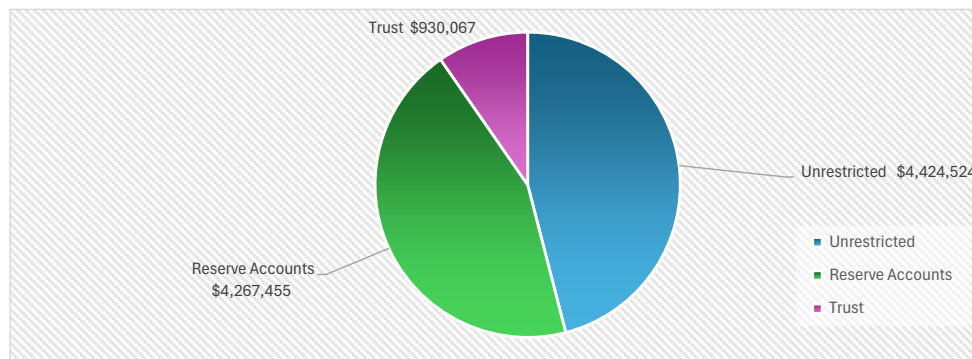
Cash and cash equivalents include cash on hand, cash at bank, deposits available on demand with banks and other short term highly liquid investments with original maturities of three months or less that are readily convertible to known amounts of cash and which are subject to an insignificant risk of changes in value.

Bank overdrafts are reported as short term borrowings in current liabilities in the statement of net current assets.

The local government classifies financial assets at amortised cost if both of the following criteria are met:

- the asset is held within a business model whose objective is to collect the contractual cashflows, and
- the contractual terms give rise to cash flows that are solely payments of principal and interest.

Financial assets at amortised cost held with registered financial institutions are listed in this note other financial assets at amortised cost are provided in Note 8 - Other assets.



**SHIRE OF CORRIGIN
BUDGET REVIEW INFORMING INFORMATION REPORTS
FOR THE PERIOD ENDED 28 FEBRUARY 2026**

5. GRANTS, SUBSIDIES AND CONTRIBUTIONS

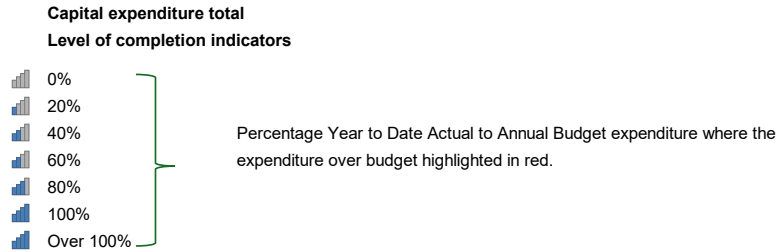
Provider	Unspent grant, subsidies and contributions liability					Grants, subsidies and contributions revenue					
	Liability	Increase in Liability	Decrease in Liability	Liability	Current Liability	Adopted Budget	YTD	Annual Budget	Budget	YTD	YTD
	1 July 2025		(As revenue)	28 Feb 2026	28 Feb 2026	Revenue	Budget	Review	Variations	Expected	Revenue
	\$	\$	\$	\$	\$	\$	\$	\$	\$	\$	\$
Grants and subsidies											
Grants Commission Grant Received - General Purpose	0	0	0	0	0	667,632	500,724	771,501	103,869	875,370	578,626
Grants Commission Grant Received - Local Roads	0	0	0	0	0	386,159	289,617	447,544	61,385	508,929	335,658
DFES LIGGS Funding	0	0	0	0	0	115,000	86,250	79,560	(35,440)	79,560	59,670
CRC Funding Income	0	0	0	0	0	114,967	86,226	114,967	0	114,967	86,225
Wage Offset Income	0	0	0	0	0	1,000	0	1,000	0	1,000	0
Direct Grants Income - Main Roads	0	0	0	0	0	250,253	250,253	250,253	0	250,253	250,253
	0	0	0	0	0	1,535,011	1,213,070	1,664,825	129,814	1,830,079	1,310,432
Contributions											
CRC Grant Funding Income	0	0	0	0	0	5,500	2,750	5,500	0	5,500	1,903
Other Culture Income	0	0	0	0	0	2,500	0	2,500	0	2,500	2,591
	0	0	0	0	0	8,000	2,750	8,000	0	8,000	4,494
TOTALS	0	0	0	0	0	1,543,011	1,215,820	1,672,825	129,814	1,838,079	1,314,926

6. CAPITAL GRANTS, SUBSIDIES AND CONTRIBUTIONS

Provider	Capital grant/contribution liabilities					Capital grants, subsidies and contributions revenue					
	Liability	Increase in Liability	Decrease in Liability	Liability	Current Liability	Adopted Budget	YTD	Annual Budget	Budget	YTD	YTD
	1 July 2025		(As revenue)	28 Feb 2026	28 Feb 2026	Revenue	Budget	Review	Variations	Expected	Revenue
	\$	\$	\$	\$	\$	\$	\$	\$	\$	\$	\$
Capital grants and subsidies											
Funding - Emergency Power Supply - CREC Generator	0	0	0	0	0	135,000	67,500	0	0	0	0
Grant - Regional Road Group Income	0	0	0	0	0	400,000	200,000	471,536	71,536	471,536	271,200
Grant - Roads to Recovery Income	0	0	0	0	0	696,426	348,213	640,266	(56,160)	640,266	0
Grant - MRWA Blackspot Income	0	0	0	0	0	207,789	103,895	207,789	0	207,789	83,116
Misc Income, Streets Roads - Camm Street Shared Path Grant	0	0	0	0	0	2,000	1,000	2,000	0	2,000	500
Grant - Wheatbelt Secondary Freight Network	0	0	0	0	0	9,898	9,898	9,898	0	9,898	0
Grant - Wheatbelt Secondary Freight Network	0	0	0	0	0	59,536	59,536	59,536	0	59,536	16,434
Public Utilities Other Income - Charge up Workplace Grant	0	0	0	0	0	34,705	0	34,705	0	34,705	0
Public Halls and Civic Centres Grant Funding	0	0	0	0	0	0	0	14,529	14,529	14,529	14,529
Public Utilities Other Income	0	0	0	0	0	0	0	19,922	19,922	19,922	19,922
	0	0	0	0	0	1,545,354	790,042	1,545,354	0	1,545,354	405,701
Capital contributions											
Reimbursements - Tourism Income	0	0	0	0	0	0	0	0	0	0	79
	0	0	0	0	0	0	0	0	0	0	79
TOTALS	0	0	0	0	0	1,545,354	790,042	1,545,354	0	1,545,354	405,780

FOR THE PERIOD ENDED 28 FEBRUARY 2026

7. Capital Acquisitions



Level of completion indicator, please see table at the end of this note for further detail.

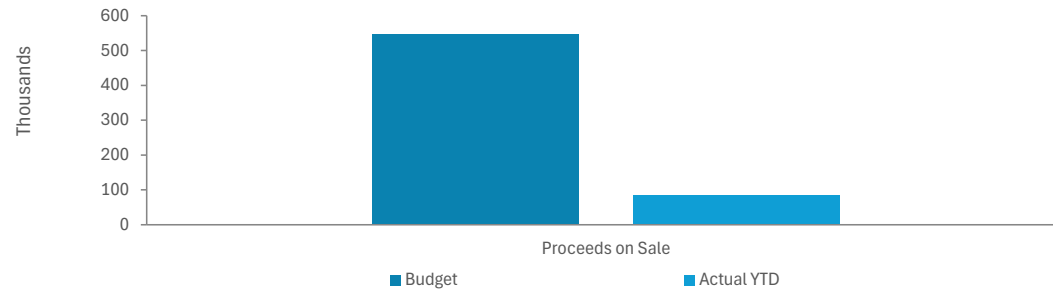
Account Description	Project Description	Adopted Budget	YTD Actual	Amended Budget	Variance - Increase/(Decrease)	
Land and Buildings						
08285	Capital Expenditure - CRC Reception Upgrade	Front Desk Re-Fitout (carryover 24/25)	20,000	0	0	(20,000)
09184	Staff Housing Capital Expenditure - Building	Replace Carpets - 1 Spanney	10,000	0	10,000	0
11188	Capital Expense - Blibarin Hall	Redevelopment of the Blibarin Hall precinct	150,000	0	50,000	(100,000)
11388	Recreation & Events Centre Capital Expenditure	Construct Shade Shelter indoor Netball Court	80,000	3,600	80,000	0
11388	Recreation & Events Centre Capital Expenditure	Install Fans Indoor Netball court	60,000	0	60,000	0
11388	Recreation & Events Centre Capital Expenditure	Construct portico at entrance (carryover 24/25)	50,000	0	50,000	0
			370,000	3,600	250,000	(120,000)
Furniture and Equipment						
11383	Capital Expense - Other Recreation F&E	Aerator - Dam	20,000	0	20,000	0
11383	Capital Expense - Other Recreation F&E	OHS Equipment – Chemical Treatment Upgrades	45,000	0	0	(45,000)
11292	Swimming Pool Capital Purchases (F&E)	Pool cleaner	0	18,141	18,500	18,500
11292	Swimming Pool Capital Purchases (F&E)	Water Heat Pump	0	24,950	24,950	24,950
11292	Swimming Pool Capital Purchases (F&E)	New PA and Sound System	6,000	9,822	6,000	0
11292	Swimming Pool Capital Purchases (F&E)	Pump Room & Pool Ventilation System Upgrades	26,500	16,782	26,500	0
13481	Capital Expense - Saleyard F&E	eTag's Reader	10,000	1,450	0	(10,000)
			107,500	71,145	95,950	(11,550)
Plant and Equipment						
07480	Capital Purchase - ROE Health Vehicle (4CR)	ROE EHO Vehicle - 4CR	65,000	0	65,000	0
14584	Capital Expenditure - Emergency Power Supply	Generator – Evacuation Centre (Power Resilience Project)	156,000	0	0	(156,000)
12386	Capital Expense - Skidsteer	Standard Flow Skid Steer Mulcher - Attachment	80,000	0	80,000	0
12386	Capital Expense - Skidsteer	Skid Steer Loader - CR13 (carryover 24/25)	140,000	124,182	140,000	0
12391	Capital Expenditure - Tipper - CR4	Tipper Truck - CR4 (carryover 24/25)	231,000	0	231,000	0
12396	Capital Expenditure - Crew Cab - CR18	Crew Cab Truck - CR18	140,000	0	140,000	0
12399	Capital Expenditure - Crew Cab - CR16	Crew Cab Truck - CR16 (carryover 24/25)	130,000	115,335	130,000	0
12400	Capital Expenditure - Road Train Combination	Prime Mover - CR7	350,000	0	350,000	0
12400	Capital Expenditure - Road Train Combination	Tri Axle Low Loader Trailer - CR2233 (carryover 24/25)	170,000	172,523	170,000	0
14280	Capital Expense - WS Vehicle (1CR)	MWS Vehicle - 1CR	65,000	0	65,000	0
14286	Capital Expenditure - Small Trailers - P&E	7x5 Tandem Tipper Trailer - 1THY294 (carryover 24/25)	15,000	0	15,000	0
14286	Capital Expenditure - Small Trailers - P&E	7x5 Tandem Tipper Trailer - CR3246 (carryover 24/25)	15,000	0	15,000	0
14287	Capital Expenditure - Small Plant Purchases	Miscellaneous small plant (> \$5,000)	20,000	0	20,000	0
14294	Capital Expenditure - Parks, Gardens, & Town Mtce Plant	Forklift - CR4030 (carryover 24/25)	53,000	47,990	53,000	0
14582	Capital Expense - CEO Vehicle (CR1)	CEO Vehicle - CR1	85,000	0	85,000	0
14583	Capital Expense - DCEO Vehicle (2CR)	DCEO Vehicle - 2CR	60,000	0	60,000	0
			1,775,000	460,030	1,619,000	(156,000)

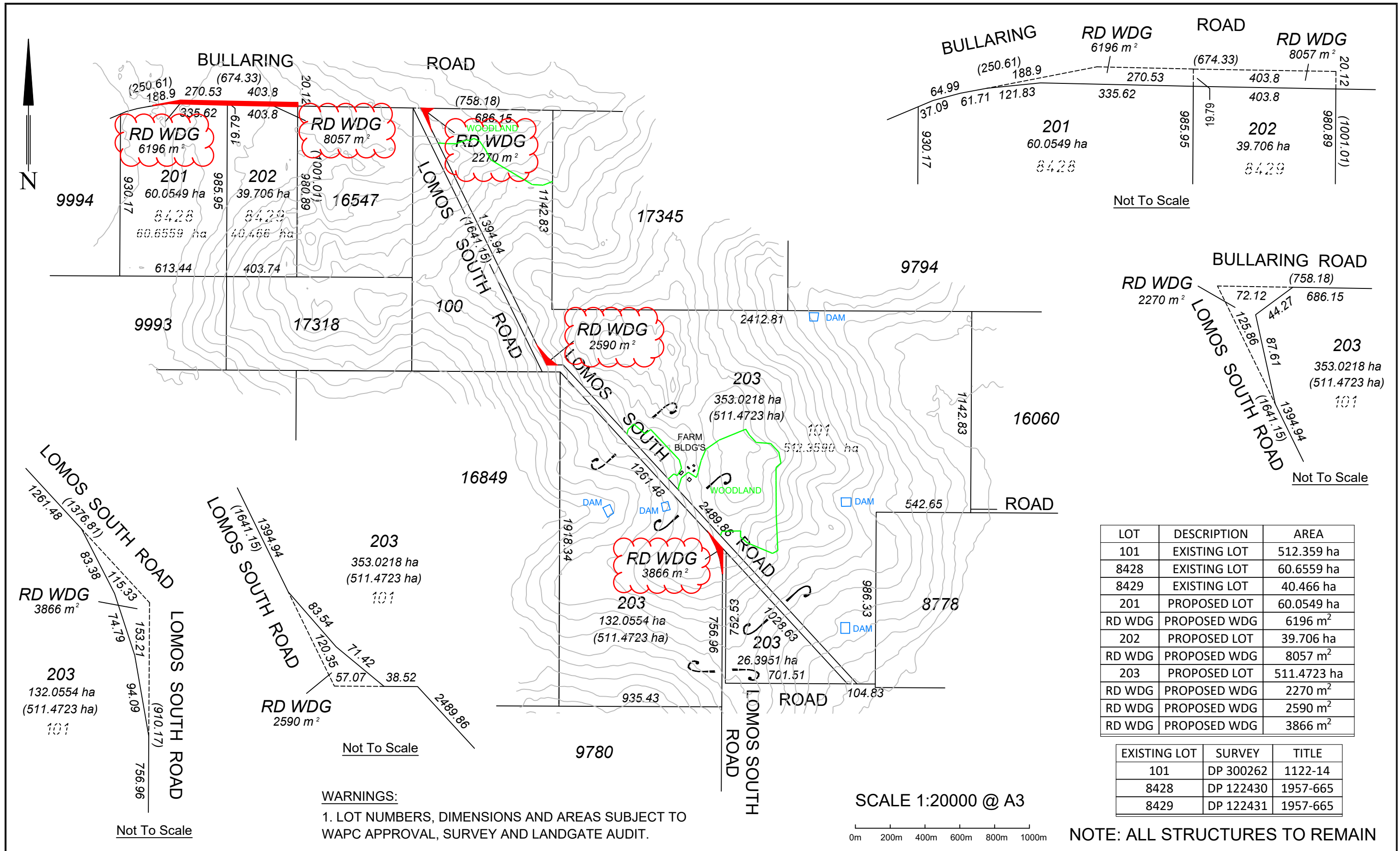
Infrastructure - Roads						
12162	Capital Expenditure - Various Town Streets	Reseal	21,375	0	21,375	0
12169	Capital Expenditure - Bending Road	Reseal	36,000	0	36,000	0
12169	Capital Expenditure - Bending Road	Reconstruct and widen including upgrade drainage, signage and c	215,000	192,735	215,000	0
12171	Capital Expenditure - Dry Well Road	Shoulder Reconditioning	197,066	104,823	197,066	0
12175	Capital Expenditure - Bullaring Gorge Rock	Widen intersection and approaches, install ruble strips, remove h	311,684	27,150	311,684	0
12179	Capital Expenditure - Doyle Road	Widen and Gravel Resheet	56,160	0	0	(56,160)
12180	Capital Expenditure - Corrigin Quairading Road	Final Seal	102,000	0	102,000	0
12181	Capital Expenditure - Rabbit Proof Fence Road	Feature Survey and Geotechnical investigation	44,020	2,100	44,020	0
12182	Capital Expenditure - Bruce Rock Corrigin Road	Finalise design and pavement analysis	30,400	11,706	30,400	0
12185	Capital Expenditure - Babakin Corrigin Road	Final Seal	185,000	464	185,000	0
12186	Capital Expenditure - Corrigin South Road	Reconstruct	443,200	287,465	443,200	0
12189	Capital Expenditure - Wickepin Corrigin	Reconstruct and widen , including upgrade drainage, signage and	417,000	525,654	525,654	108,654
12189	Capital Expenditure - Wickepin Corrigin	Final Seal	81,000	0	81,000	0
12191	Capital Expenditure - Bilbarin Quairading Road	Reseal	139,104	0	139,104	0
			2,279,009	1,152,097	2,353,503	74,494
			0	0	0	0
Infrastructure - Other						
10185	Capital Expense - Transfer Station - Infrastructure Other	Concrete retaining wall - hook bin	20,000	25,968	26,000	6,000
11293	Swimming Pool Capital - Infrastructure Other	Replace Expansion Joints, Regrout & Reline	40,000	29,850	40,000	0
11293	Swimming Pool Capital - Infrastructure Other	Awning (replace shade sails)	7,500	0	7,500	0
11293	Swimming Pool Capital - Infrastructure Other	Basketball Refurbishments	15,000	13,538	15,000	0
12284	Main Street Capital Expense - Infra. Other	Electric Vehicle Charging Station (carryover 24/25)	60,000	0	60,000	0
13282	Capital Expense - Caravan Park - Infrastructure Other	Install Patio	20,000	0	20,000	0
			162,500	69,356	168,500	6,000
Infrastructure - Parks and Ovals						
11372	Capital Expenditure - Other Recreation Infra. Parks & Ovals	Reticulation Upgrade - CREC (carryover 24/25)	500,000	222,860	500,000	0
11372	Capital Expenditure - Other Recreation Infra. Parks & Ovals	Shade Shelter - over BBQ's - Rotary Park	10,000	0	20,000	10,000
11372	Capital Expenditure - Other Recreation Infra. Parks & Ovals	Redevelopment of old tennis courts	100,000	0	100,000	0
05380	Lighting the Way Project	Lighting the Way Project - Solar Bollard Lighting - Hill Street	10,000	0	10,000	0
			620,000	222,860	630,000	10,000
			5,314,009	1,979,088	5,116,953	(197,056)

**SHIRE OF CORRIGIN
SUPPLEMENTARY INFORMATION
FOR THE PERIOD ENDED 28 FEBRUARY 2026**

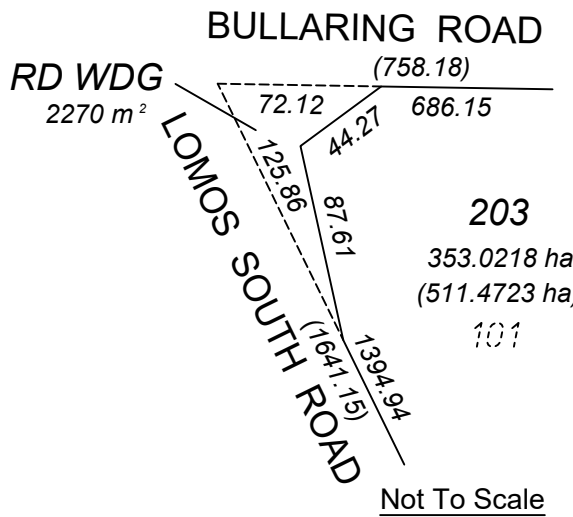
8. DISPOSAL OF ASSETS

Asset Ref.	Asset description	Budget				YTD Actual			
		Net Book		Profit	(Loss)	Net Book		Profit	(Loss)
		Value	Proceeds			Value	Proceeds		
\$	\$	\$	\$	\$	\$	\$	\$		
Buildings									
209	Infant Health Clinic, Lynch Street	114,618	85,000	0	(29,618)	114,561	85,000	0	(29,561)
100549	Rockview Homestead (Demolition)	59,155	0	0	(59,155)	0	0	0	0
212	Rotary Park Toilet Block (Demolition)	65,836	0	0	(65,836)	0	0	0	0
Plant and equipment									
1001141	2025 Ford Everest SUV 2.0L BiT DSL 10 Speed Auto Arctic White - 4CR	46,222	65,000	18,778	0	0	0	0	0
100722	2013 Hino 5 Tonne Tipper Truck (CR4) (carryover 24/25)	0	48,000	48,000	0	0	0	0	0
1000852	2014 NPR 300 Isuzu Crew Cab Truck (CR16) (carryover 24/25)	0	30,000	30,000	0	0	0	0	0
10271	2003 Tri Axle Low Loader Trailer (CR2233)(carryover 24/25)	23,111	40,000	16,889	0	0	0	0	0
1000938	2015 Caterpillar 226B3 Skidsteer Loader (CR13) (carryover 24/25)	0	25,000	25,000	0	0	0	0	0
100579	2008 Mack Prime Mover (CR19)	16,187	40,000	23,813	0	0	0	0	0
100746	2014 Isuzu 5 tonne Crew Cab (CR18)	20,111	30,000	9,889	0	0	0	0	0
1001140	2025 Ford Everest SUV 2.0L BiT DSL 10 Speed Auto Arctic White - 1CR	46,222	65,000	18,778	0	0	0	0	0
1001138	2025 Toyota Prado DSL GXL Wagon Glacier White - CEO Vehicle - CR1	59,101	70,000	10,899	0	0	0	0	0
1001109	Mazda CX-5 M 6A Maxx Sport Petrol FWD Sonic Silver 2023 - 2CR	26,864	27,000	136	0	0	0	0	0
10413	2006 Caterpillar Forklift (CR4030)(carryover 24/25)	5,315	15,000	9,685	0	0	0	0	0
100489	2007 John Papas Trailer (1THY294)(carryover 24/25)	0	5,000	5,000	0	0	0	0	0
549	1996 7x5 Tandem Tipper Trailer (CR3246)(carryover 24/25)	0	2,000	2,000	0	0	0	0	0
Parks and Ovals									
246	Oval Reticulation	81,000	0	0	(81,000)			0	0
		563,742	547,000	218,867	(235,609)	114,561	85,000	0	(29,561)





Not To Scale



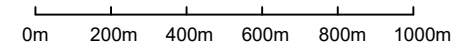
Not To Scale

LOT	DESCRIPTION	AREA
101	EXISTING LOT	512.359 ha
8428	EXISTING LOT	60.6559 ha
8429	EXISTING LOT	40.466 ha
201	PROPOSED LOT	60.0549 ha
RD WDG	PROPOSED WDG	6196 m ²
202	PROPOSED LOT	39.706 ha
RD WDG	PROPOSED WDG	8057 m ²
203	PROPOSED LOT	511.4723 ha
RD WDG	PROPOSED WDG	2270 m ²
RD WDG	PROPOSED WDG	2590 m ²
RD WDG	PROPOSED WDG	3866 m ²


EXISTING LOT	SURVEY	TITLE
101	DP 300262	1122-14
8428	DP 122430	1957-665
8429	DP 122431	1957-665

WARNINGS:
 1. LOT NUMBERS, DIMENSIONS AND AREAS SUBJECT TO WAPC APPROVAL, SURVEY AND LANDGATE AUDIT.

SCALE 1:20000 @ A3



NOTE: ALL STRUCTURES TO REMAIN

PLAN OF: SUBDIVISION APPLICATION (ROAD WDG's)		DP/PLAN/DIAGRAM: SEE TABLE		 SCANLAN SURVEYS LICENSED SURVEYORS PO BOX 429 MIDLAND 6936 PH: 08 9250 2261 www.scanlansurveys.com.au reception@scanlansurveys.com.au	DRAWN BY: JS 17/06/2025				
PROJECT: LOTS 101, 8428 & 8429 BULLARING AND LOMOS SOUTH ROADS, BULLARING		CLIENT: SHIRE OF CORRIGIN			C/T: SEE TABLE	CHECKED BY: KB 18/06/2025			
HORIZONTAL DATUM: MGA94 VERTICAL DATUM: AHD		LOCAL AUTHORITY: SHIRE OF CORRIGIN			APPROVED BY: JS 18/06/2025	REV	DESCRIPTION	BY	DATE
					DRAWING FILE: 8970241.DWG	DRAWING: 8970/24/1		REV:	


Bullaring Pingelly Land Transfer



Author:

Created: 6 February 2026 from Map Viewer Plus: <https://map-viewer-plus.app.landgate.wa.gov.au>

1:18,056




© Copyright, Western Australian Land Information Authority. No part of this document or any content appearing on it may be reproduced or published without the prior written permission of Landgate.


Disclaimer. The accuracy and completeness of the information on this document is not guaranteed and is supplied by Landgate 'as is' with no representation or warranty as to its reliability, accuracy, completeness, or fitness for purpose. Please refer to original documentation for all legal purposes.

Administrative Boundary


 Local Government


Roads

 Other Roads

 Proposed Roads

Laneway, Tracks

 Laneway


 Laneway Unsealed

 Other


 Tracks


Minor Roads


 Minor


 Minor Unsealed


Freeways, Highways & Main Roads (L)


 Freeway Underground

 Freeway On Off Ramp


 Freeway

 National/State Highway

 Main and National/State Highway On Off Ramp


 State Highway Unsealed

 Main

 Main Unsealed

Bridges / Tunnels (Line)

 Bridge


 Tunnel

Bridge / Tunnel (Point)

 Bridge

 Footbridge

Cadastre

 Lot on Plan - Boundaries

Landgate WA Now Mosaic

 WA Now Index

Plan Information

Tenure Type	Freehold
Plan Type	Deposited Plan
Plan Purpose	Subdivision

Plan Heading

LOTS 201-203 AND ROAD WIDENINGS

Locality and Local Government

Locality	BULLARING
Local Government	SHIRE OF CORRIGIN

Planning Approval

Planning Authority	Western Australian Planning Commission
Reference	300000

Survey Details

Survey Method	Conventional Survey
Field Records	166895
Declared as Special Survey Area	No

Survey Certificate - Regulation 54

I hereby certify that this plan is accurate and is a correct representation of the ----
 (a) * survey; and/or
 (b) * calculations from measurements recorded in the field records;
 [* delete if inapplicable]
 undertaken for the purposes of this plan and that it complies with the relevant written law(s) in relation to which it is lodged.

JOHN MICHAEL SCANLAN Licensed Surveyor	Date
---	------

Survey Organisation

Name	SCANLAN SURVEYS
Address	P.O. BOX 429 MIDLAND 6936
Phone	9250 2261
Fax	
Email	reception@scanlansurveys.com.au
Reference	8970/24

Former Tenure

New Lot / Land	Parent Plan Number	Parent Lot Number	Title Reference	Parent Subject Land Description
201	DP122430	LOT 8428	1957-665	
202	DP122431	LOT 8429	1957-665	
203	DP300262	LOT 101	1122-14	



23 SPRING PARK ROAD
MIDLAND, WA, 6056
PO BOX 429, MIDLAND, 6936

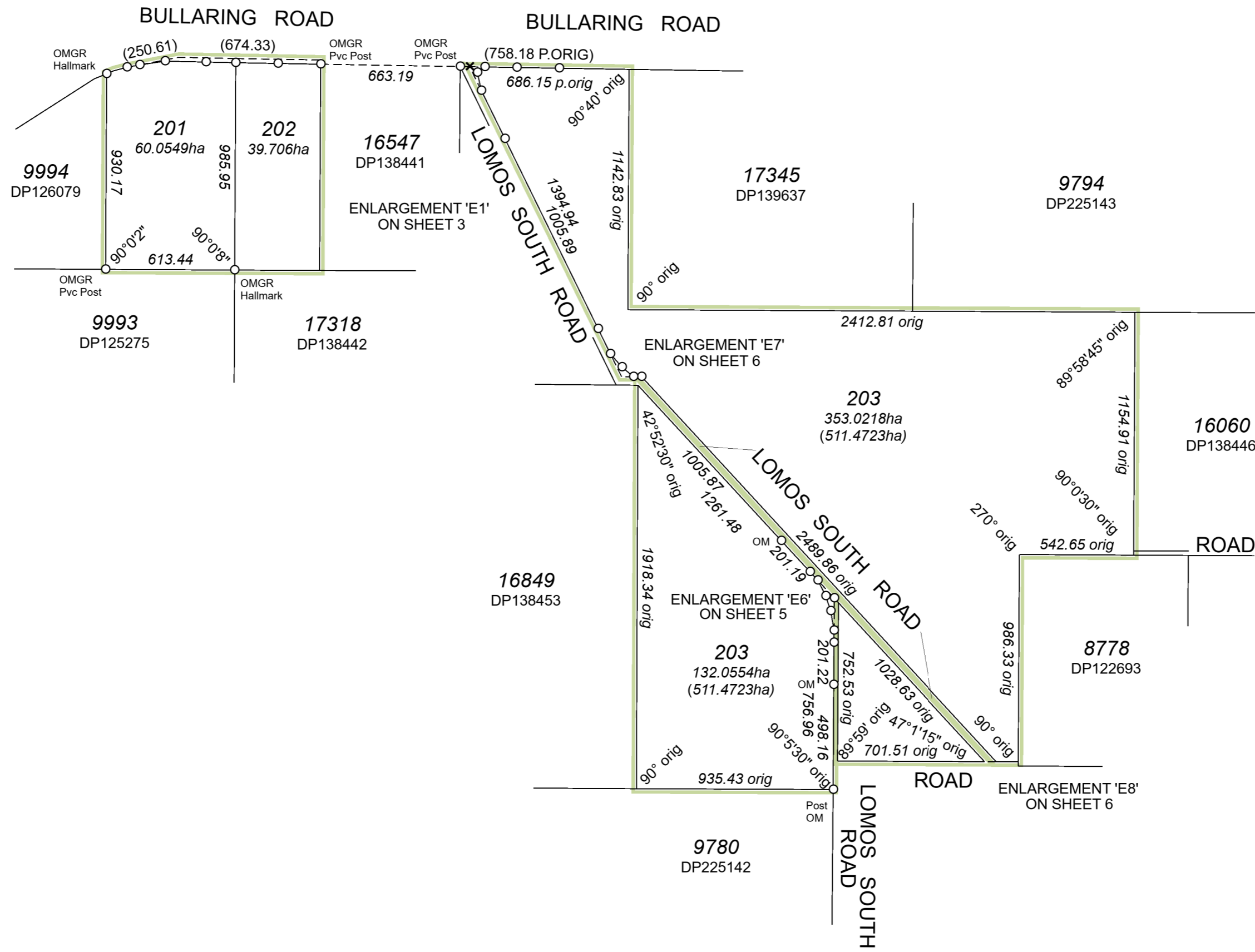
PH: 08 9250 2261
www.scanlansurveys.com.au
reception@scanlansurveys.com.au

ADDITIONAL SHEETS
ENDORSEMENT SHEET

SHEET 1 OF 6 SHEETS

VERSION NUMBER 1

DEPOSITED PLAN
430100



SCALE 1:20000 @ A2
 250 0 1,000
 ALL DISTANCES ARE IN METRES

LIMITED IN DEPTH TO 60.96 METRES



23 SPRING PARK ROAD
 MIDLAND, WA, 6056
 PO BOX 429, MIDLAND, 6936

PH: 08 9250 2261
 www.scanlansurveys.com.au
 reception@scanlansurveys.com.au

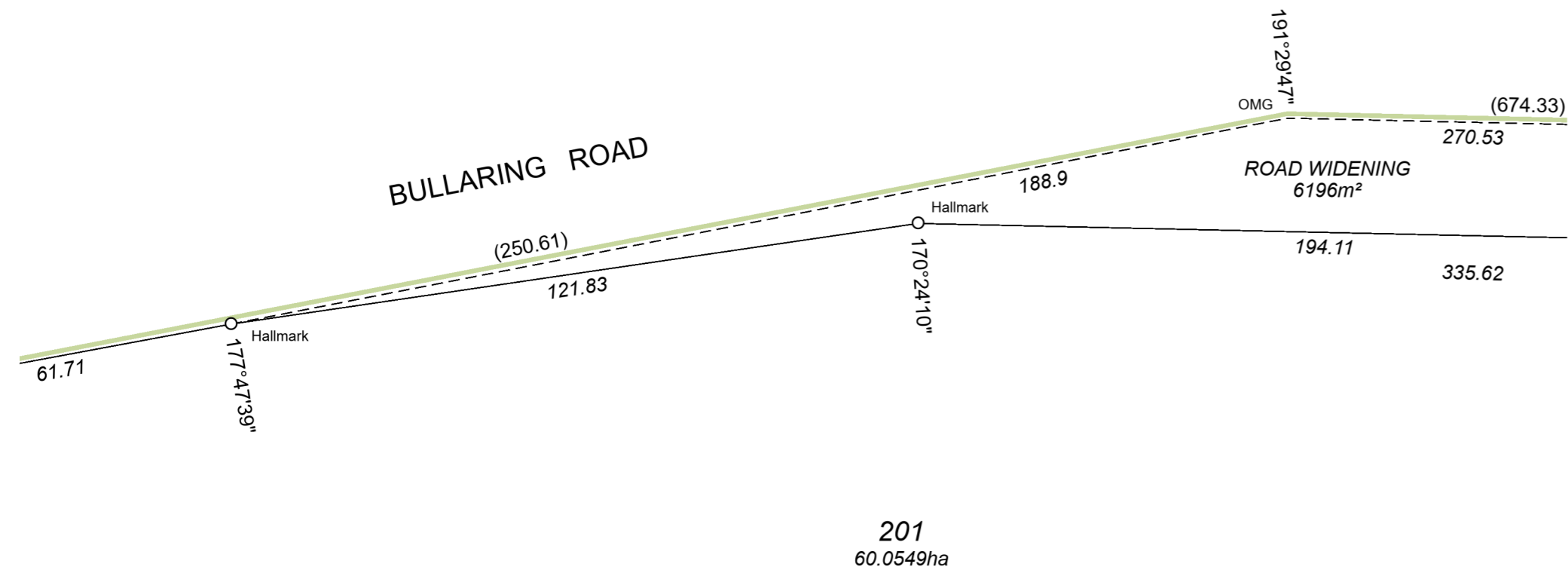
ADDITIONAL SHEETS
 ENDORSEMENT SHEET

SHEET 2 OF 6 SHEETS

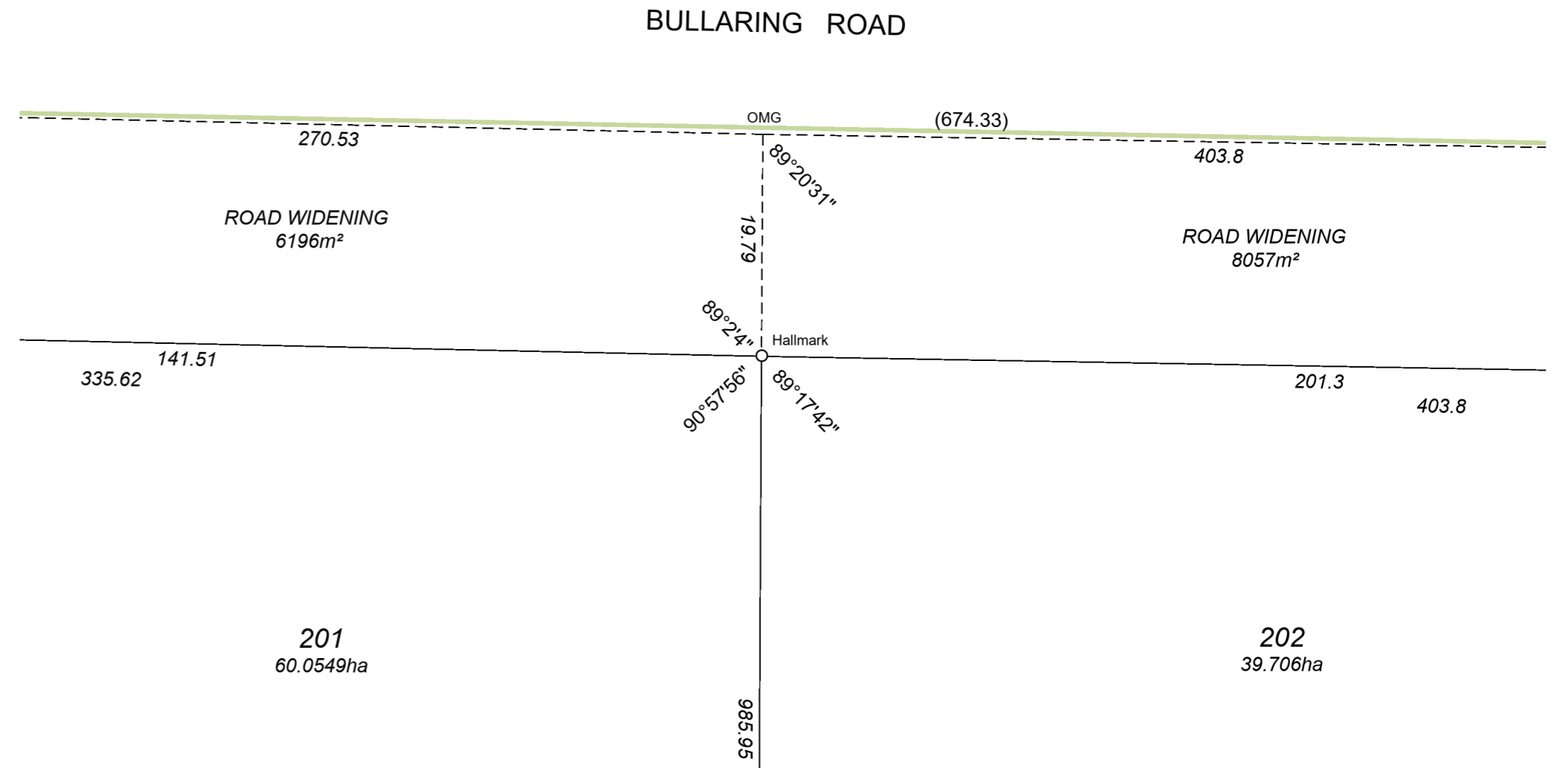
VERSION NUMBER 1

DEPOSITED PLAN 430100

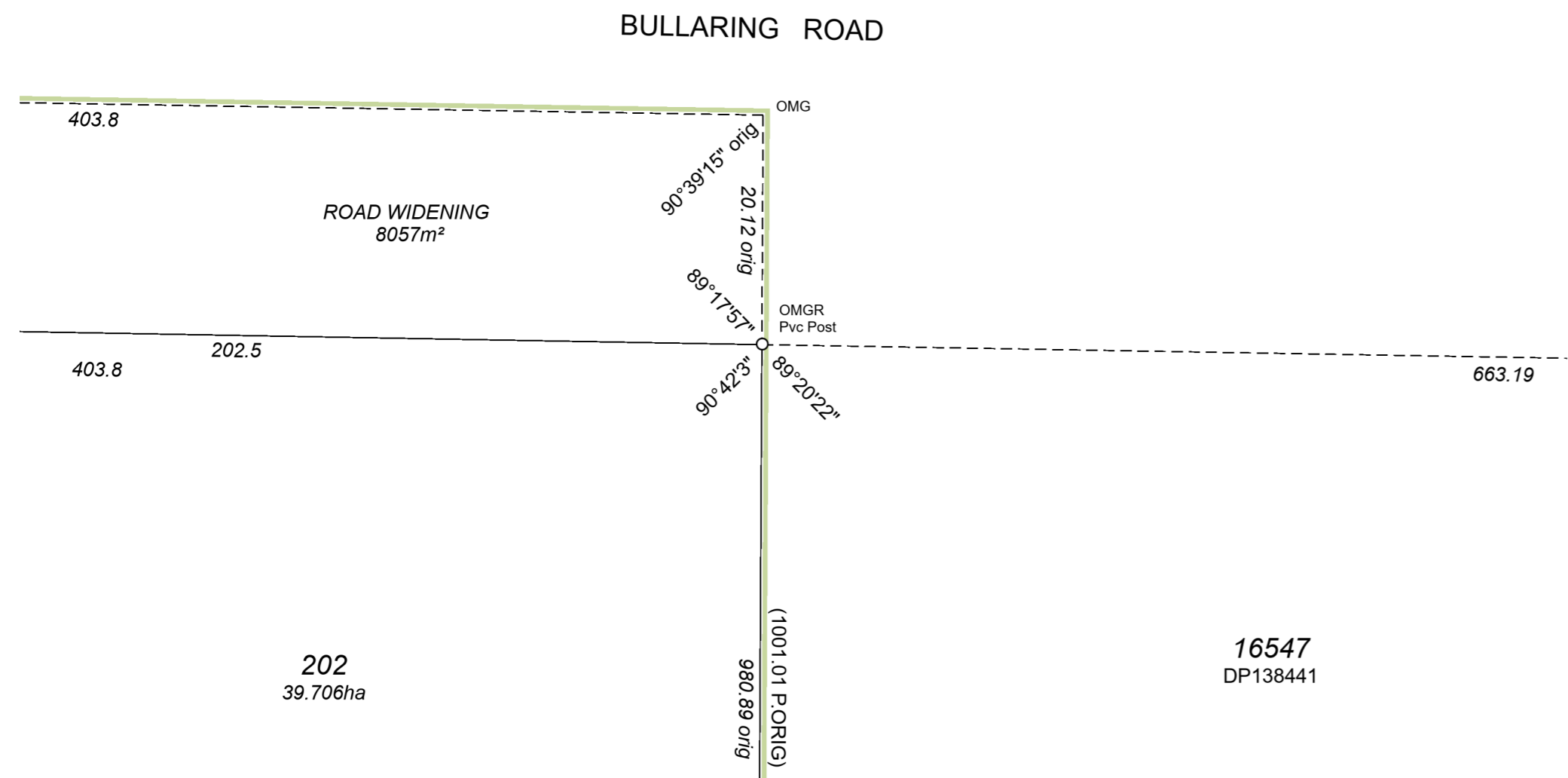
ENLARGEMENT 'E2'



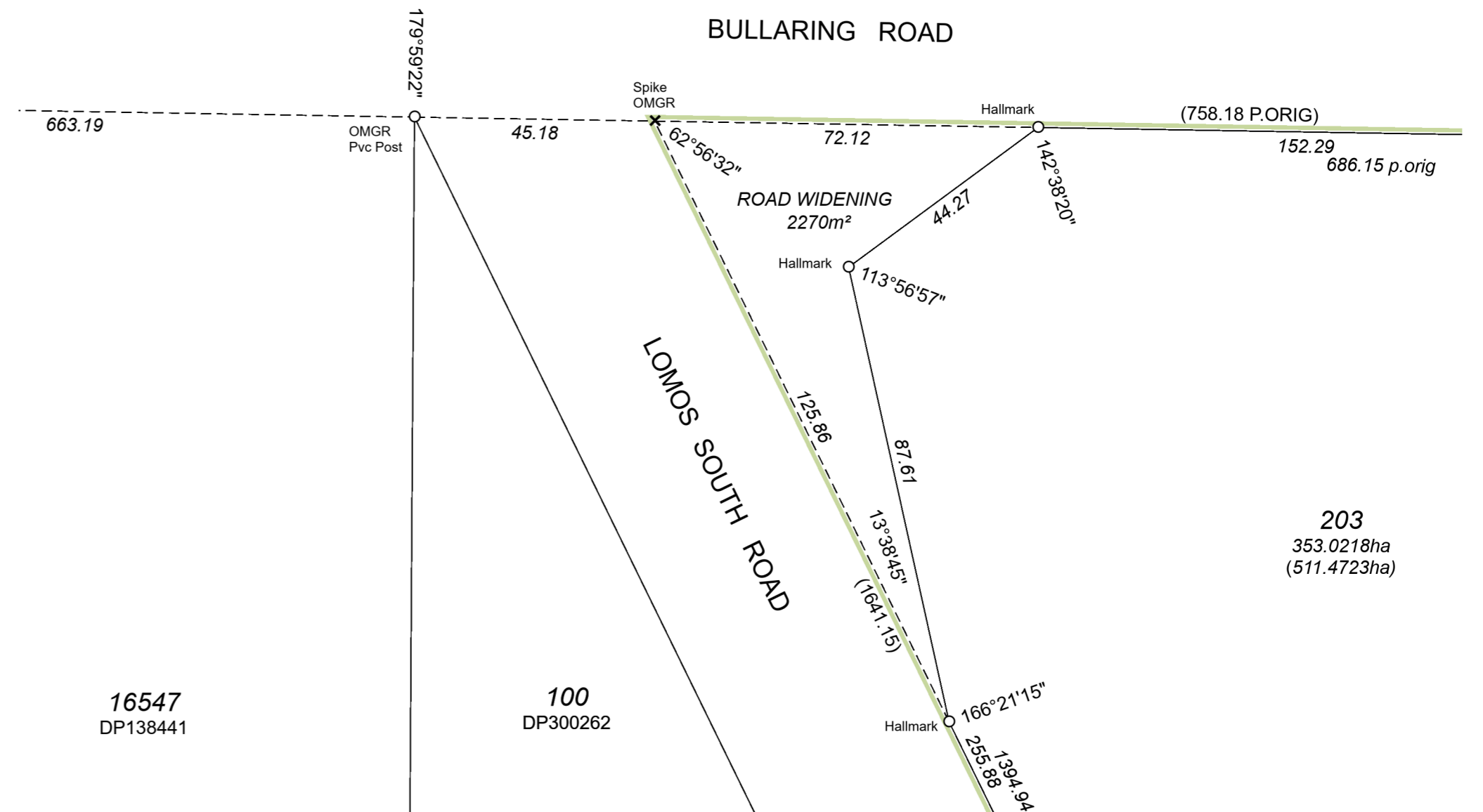
ENLARGEMENT 'E3'



ENLARGEMENT 'E4'



ENLARGEMENT 'E5'



23 SPRING PARK ROAD
MIDLAND, WA, 6056
PO BOX 429, MIDLAND, 6936

PH: 08 9250 2261
www.scanlansurveys.com.au
reception@scanlansurveys.com.au

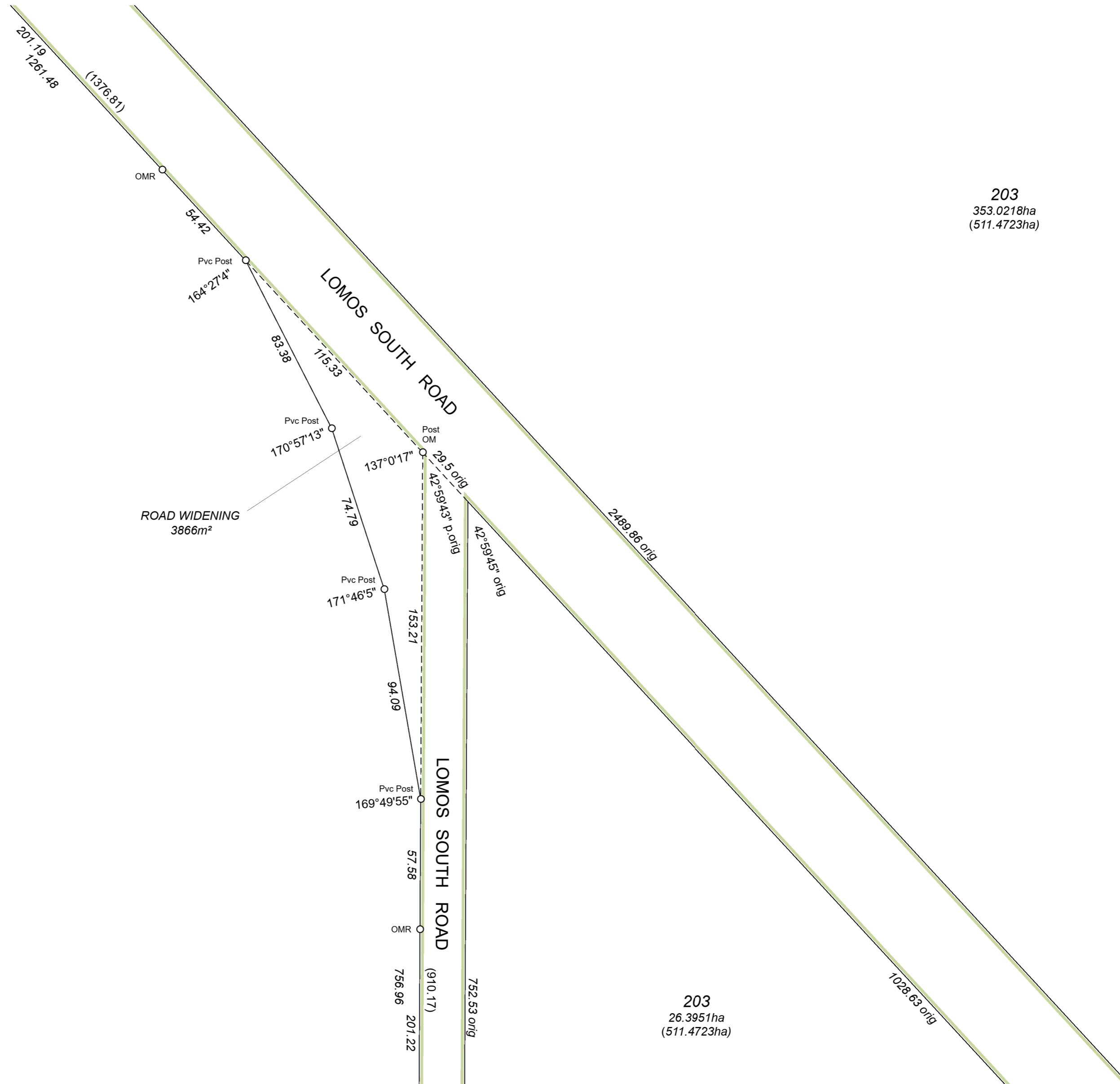
ADDITIONAL SHEETS
ENDORSEMENT SHEET

SHEET 4 OF 6 SHEETS

VERSION NUMBER 1

DEPOSITED PLAN 430100

ENLARGEMENT 'E6'



203
353.0218ha
(511.4723ha)

203
132.0554ha
(511.4723ha)

203
26.3951ha
(511.4723ha)



SCALE 1:1500 @ A2
10 0 50
ALL DISTANCES ARE IN METRES



23 SPRING PARK ROAD
MIDLAND, WA, 6056
PO BOX 429, MIDLAND, 6936
PH: 08 9250 2261
www.scanlansurveys.com.au
reception@scanlansurveys.com.au

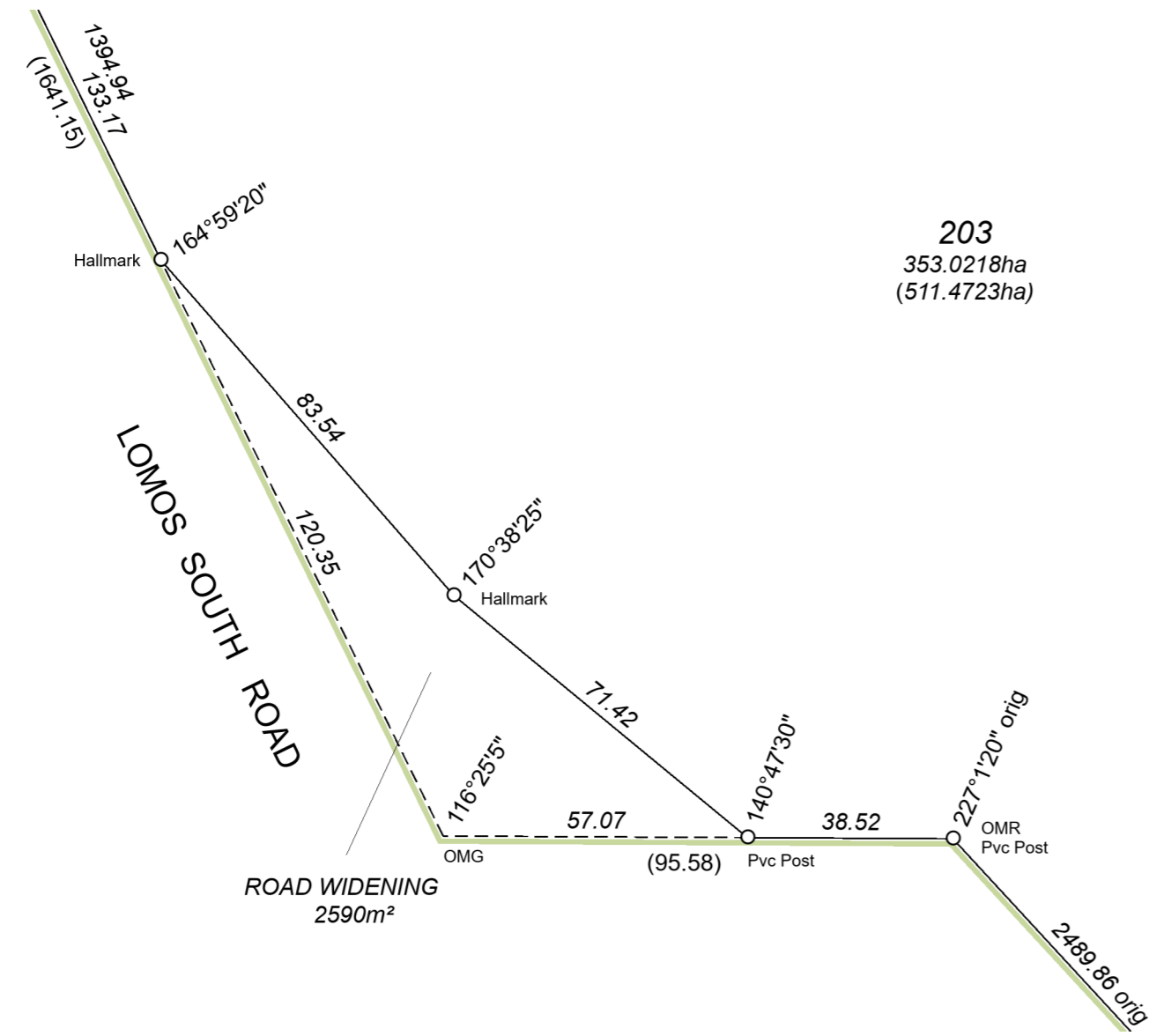
ADDITIONAL SHEETS
ENDORSEMENT SHEET

SHEET 5 OF SHEETS 6

VERSION NUMBER 1

DEPOSITED PLAN
430100

ENLARGEMENT 'E7'



ENLARGEMENT 'E8'

