

## About ebooks – ‘Available 24/7 anywhere with Internet’





- Get eBooks on just about any mobile device, eg Tablets & Phones or eReader: eg. Kobo, Nook, Sony (*eBooks not avail on Kindle eReaders*)
- Borrow up to 10 titles for up to 21 days
- You can return titles before they expire. If you haven’t downloaded an item yet, you can return it from your Bookshelf on the website. If you have downloaded an item you will need to return it from your device.
- You can place up to 5 titles on hold at one time. You’ll receive an email when a title becomes available. You’ll then have 3 days to borrow the title. Or when you place hold select “Borrow Automatically” as soon as it is available
- Titles will automatically expire at the end of the lending period
- Available to all Corrigin Library members with a valid card & an email address


## What you will need:

- Your library card
- An email address
- A device capable of running Apps, such as a tablet or smart phone
- Your Apple ID or Google account details

### 1. Install App

Using Google Play Store / Apple App Store on your device, search for Libby

<p><b>Apple® Devices (ie. iPad, iPhone)</b></p>  Tap “App Store” icon  Tap the magnifying Glass Type: <b>Libby</b>	<p><b>Android® (ie. Google Nexus, Samsung, Levono)</b></p>  Tap the “Play Store” icon  Tap the magnifying Glass Type: <b>Libby</b>
--	---



Libby, by OverDrive  
 Library ebooks and audiobooks  
 ★★★★★ 21

Install the ‘Libby’ App found in the search


### 2. Create a Libby account

- Once installed, open the Libby app by tapping on the icon on your home screen
- When you open the app for the first time you will need to tell it which library you are connecting to
- Tap **Find My Library**  
 Phones may detect you location automatically  
 Tap **Skip**, Search by library name or postcode.  
 Eg: **Corrigin** or **6375**
- Type in your Barcode (**MUST BE IN UPPER CASE**) found on the back of your Library Card and PIN 6375.

### 3. Using the App

**OPTION 1: Search**

- Tap “**Magnifying Glass**”




**OPTION 2:** Advanced search

- Tap **MORE**, for advanced search
- Tap **Subjects** Eg. History, Humour (Fiction)

**OPTION 3:** Collections

- Tap **Library** to pick new books
- Scroll down to **Popular Collection**
  - Tap **Explore our collections** for a clear extensive view of all Subjects/Genres
  - Tap **+** to search and sort within the collection **or within search results**
    - Eg. Availability (Can you get it now or do you have to wait?)

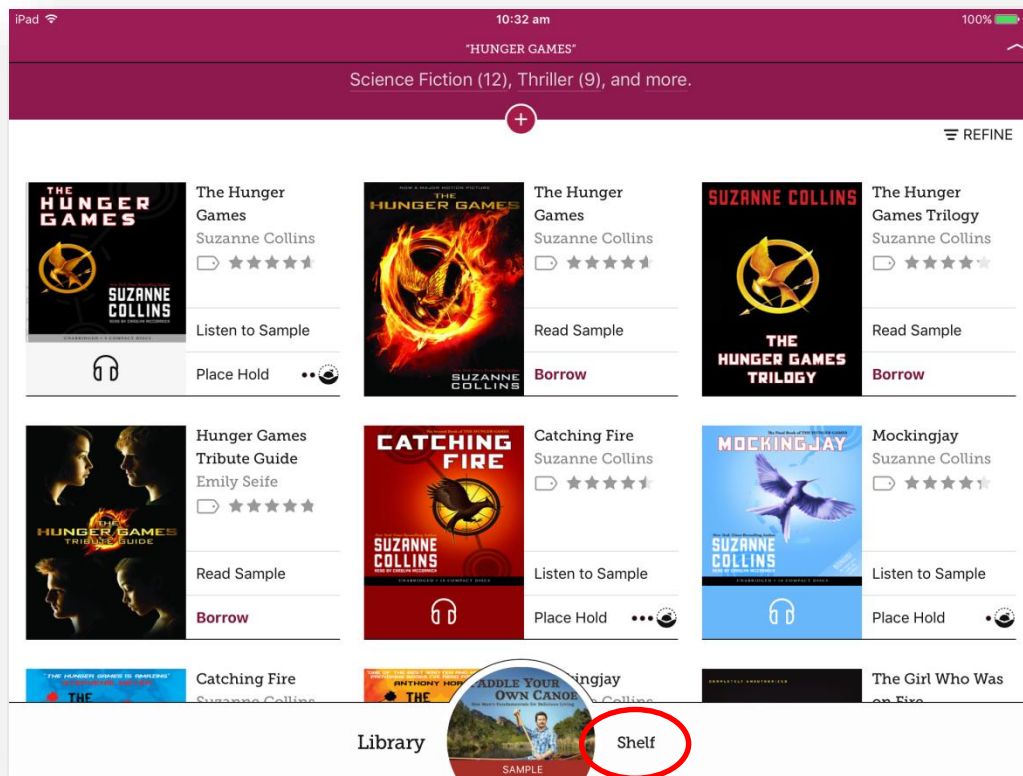


Place Hold 

- You'll be sent an email when it's your turn. Don't be dismayed, turnover is quite fast due to eBooks being loaned and return at any time of the day or night.

**Borrow (AVAILABLE NOW!)**

- **NB:** If a title is available to **renew** (extend loan period), the option will become available within **3 days** of its due date (expiration)



## Manage your loans

- Tap **Shelf** to manage your **Loans, Holds & Renewals**
- Tap the cover of a book to:
  - **Renew** for another 3 weeks
  - **Request again**  
(if other people are in line to read it and you want to go back in line to read it)
  - **Return** item
  - Read details about book including a Blurb, Author, Illustrator, Narrator etc.

## Libby Limitations

- **Recommend** OverDrive books for library purchase – this feature is not yet available in Libby.
- Access **wish lists created via** the OverDrive **website** or **original app**.

Functions to be enabled in future updates in the coming months.

- **Overdrive** App is fully functional, designed for phones and tablets
- Initial release of Libby is designed for phones.